

THE ROAD SAFETY POLICY IN SPAIN

Paris, 26th September 2008



1. GENERAL DATA

Spain:

- 500,000 km².
- 44 million inhabitants.

Total vehicles:

- 30.3 million.
- 5 M. increase from 2002 to 2007.
- Increase of 1M per year (4% a year).

Total drivers:

- 24,7 million.
- 2.5 million increase from 2003 to 2007.
- Increase of 500,000 per year (2.5%).

Movements:

- Increase by 4.5% a year.

Attention to motorcycles:

- 2,300,000
- An 800,000 increase in last 5 years
- A 160,000 increase per year (10,6% a year)



2. THE ROAD SAFETY POLICY

PREVIOUS CONDITIONS

Political priority
Road safety awareness
Victims association

2003. EUROPEAN ACTION PROGRAMME

Concentrating efforts on the basic road safety elements:

- ✓ Alcohol and driving.
- ✓ Safety belts and helmets.
- ✓ Distractions.
- ✓ Speed.
- ✓ Re-offenders.

3. THE POLITICAL PRIORITY

Involvement of the President of the Government

2004 Creation of a Road Safety Commission in the National Assembly

2004 Creation of the National Observatory for Road Safety

2005 Renewal of the Road Safety Council

2005 Elaboration of the Strategic National Road Safety 2005 - 2008

2006 Penalty point system (since July)

2007 Increase in 2.000 members the Traffic Police Division

2007 Creation of the Special Prosecutor's Office for Crimes against Road Safety

2007 Penal Code Amendment

4. AWARENESS ON THE AMOUNT OF VICTIMS

- Opening the debate across the media.
- Variable information panels.
- 15 M euros every year for awareness campaigns.



5. VICTIM ASSOCIATIONS



- The promotion of victim associations.
- Encouragement and participation of the victim associations.
- Road violence forum (annual).
- World Day of Remembrance for Road Traffic Victims.
- Monument in memory of innocent victims in traffic accidents: “Against indifference and oblivion”.
- Subsidies to the projects by the associations.

6. ALCOHOL AND DRIVING

Preventive controls on 20% of the total drivers.

- More controls: 2 million in 2003 to 4.5 million in 2007.
- Positive results: reduced from 4.3% to 2.4%

It is a crime from 0.6 onwards.

The promotion of an Alternative Driver.

The promotion of alcohol-free beer.

Fatalities (drivers) with over 0.3 g/l blood alcohol content.

- Year 2003 34.7%
- Year 2006 28.8%

7. SAFETY BELTS AND HELMETS

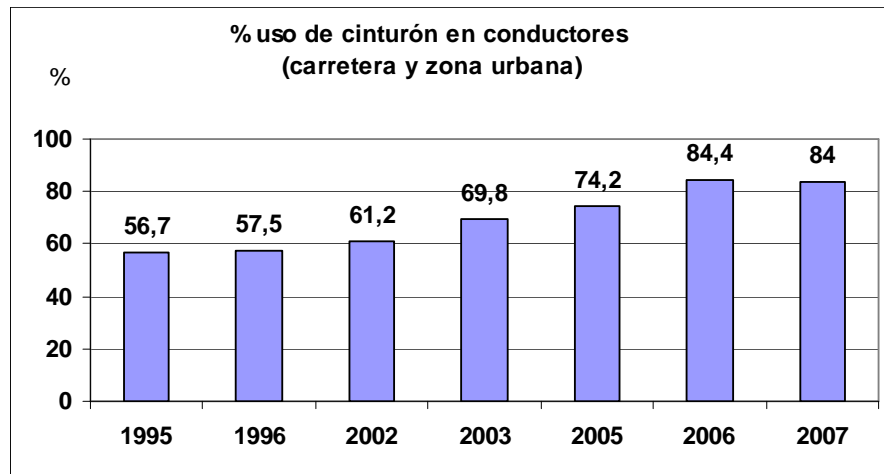
This means the difference between killing yourself or not.

Special control and surveillance operations.

- 2 per year, with a duration of 15 days.
- All the police forces and an Awareness Campaign.

Promotion of the purchase of vehicles with acoustic and light warning.

Level of use:



Source: National Road Safety Observatory

The use of the **seat belt has increased by 10 points**, both on roads and in urban areas, after the introduction of the Driving Licence with Points.

8. DISTRACTIONS

40% of deadly accidents are due to driving out of the road.

An inadequate speed leads to greater distractions.

Examples:

- Mobile phones
- Navigators
- Smoking while driving
- Headphones
- Drowsiness

9. SPEED

The Plan for the installation of fixed radars.

2008	800 radars (500 fixed + 300 mobile)
2008	National Automatic Reporting Treatment Centre.



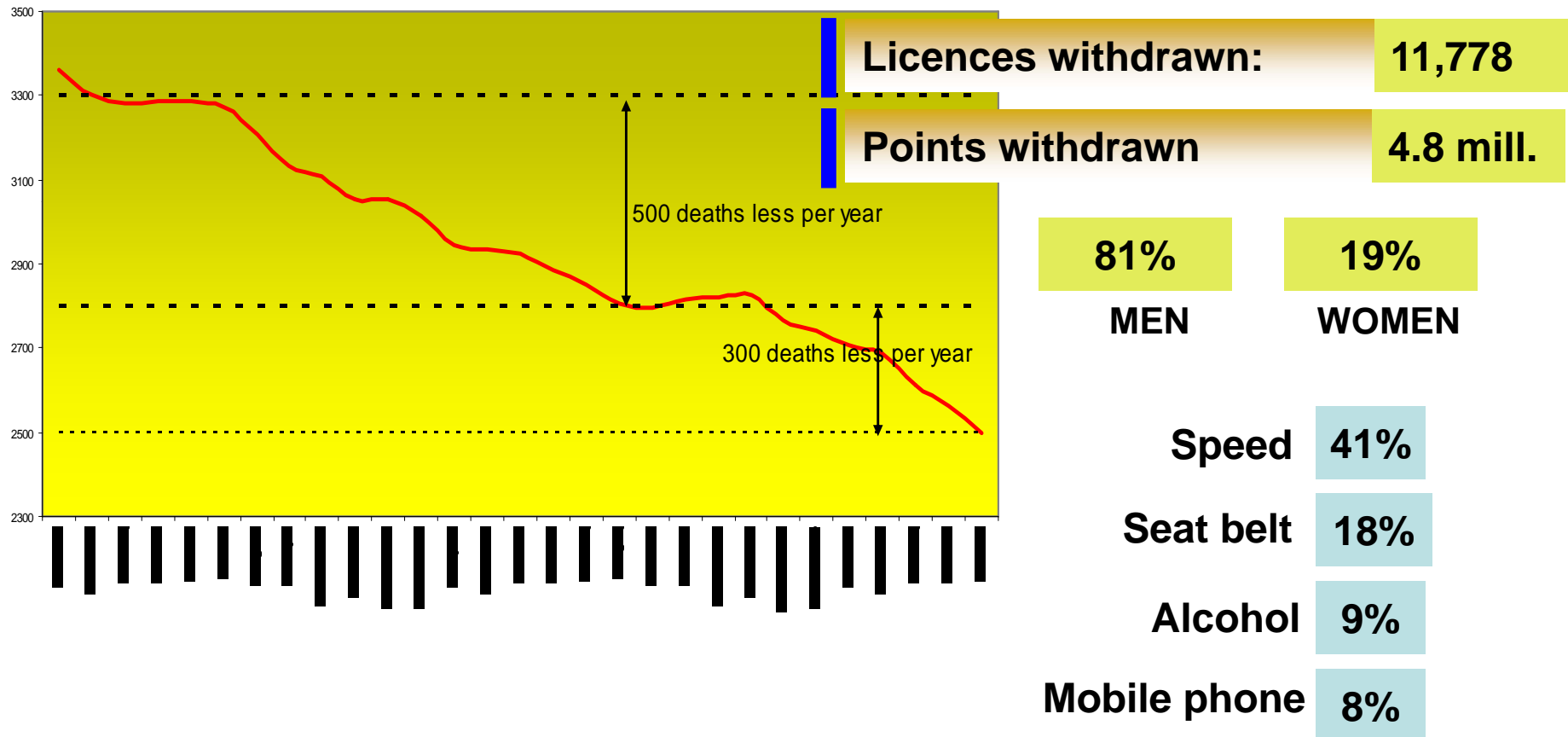
Objectives: - 2000 radars in year 2012.
- control of average speeds in 2009.

The promotion of speed limiters.

Results: The **decrease in average** speeds is at **around 3 to 4 km/h** according to the type of road

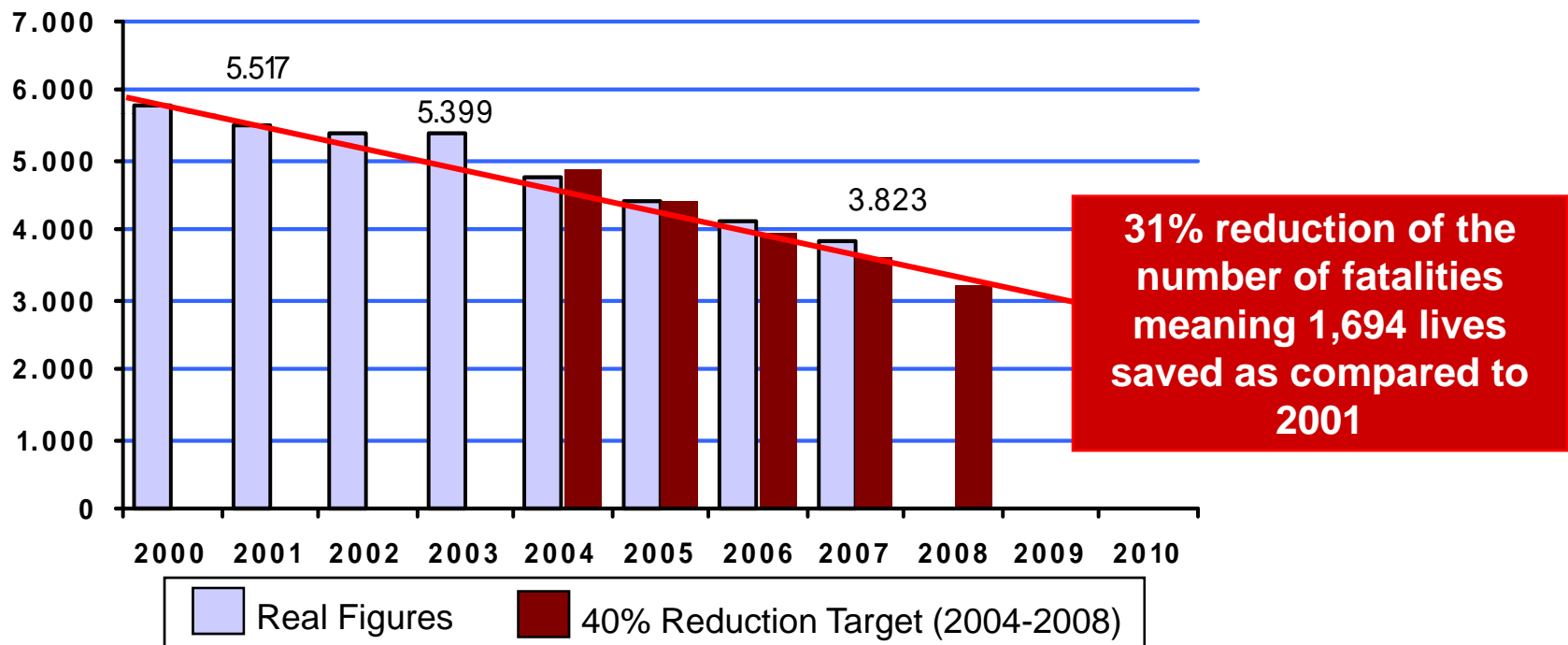
10. RE-OFFENDERS

PENALTY POINT SYSTEM Start-up on 1st July 2006.



11. DEVELOPMENT OF THE FATALITIES

	2003	2004	2005	2006	2007	Variation 2007/2003
Road	4.480	3.841	3.652	3.367	3.082	-31,21%
Urban Area	919	900	760	737	741	-19,37%
TOTAL FATALITIES	5.399	4.741	4.412	4.104	3.823	-29,19%

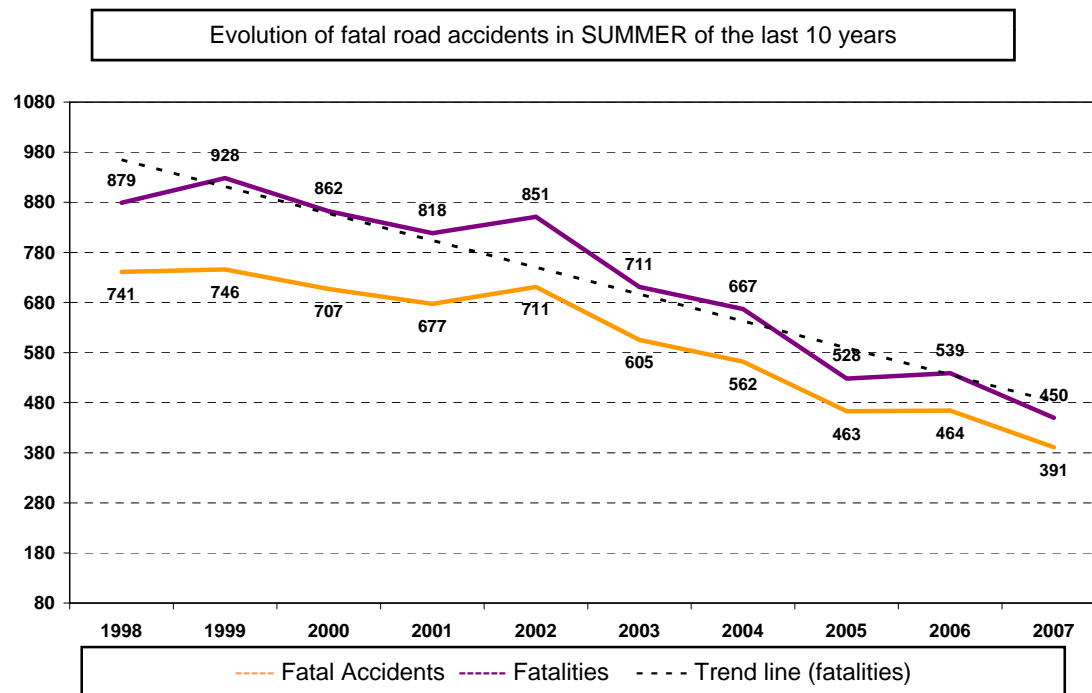


Spain has set itself an interim target of a reduction by 40% for the period 2003-2008

11.DEVELOPMENT OF THE FATALITIES


Significant drop of the number of accidents and fatalities.

In 2008, a reduction by 51'3% when compared with summer 2000.





- The Strategic National Road Safety Plan 2004-2008.



- The Regional Road Safety Plans.
- The Municipal Road Safety Plans.

WORK THEMES 1

The promotion of the preparation of Municipal Road Safety Plans

- 2007 Publication of the standard urban road safety plan.
- 2008 Preparation of plans in five representative cities.
- 2012 Obligatory for cities with over 50,000 inhabitants.

Taking road safety to companies

- 2008 The inclusion of road safety education in the permanent training plans for workers.
- 2009 The inclusion of road safety in collective negotiation.
- 2010 The promotion of company road safety plans.

WORK THEMES 2

The improvement of safety on motorcycles.

2007

- Preparation of Motorcycles Safety Plan.

2008

- Improvement of access to mopeds.
- Exam for obtaining the moped licence.
- Raising the age for mopeds to 15 years old.
- Inclusion of driving tests.
- Awareness campaigns.

2009

- Inclusion of the European Directive on Driving Licences. New A-2 Licence.
- The promotion of ABS on motorcycles.
- 2,000 km of safe guardrails.

WORK THEMES 3

2009 New law on sanctionary procedure

Objective: To avoid impunity and reduce the handling time

- Includes the electronic address, this being forceful for companies and recommended for private individuals.
- Update of the offences and fines.
- Update of the penalty point system.
- Better adaptation to the automatic offence detection systems.
- Vehicle intervention measures.

WORK THEMES 4

The inclusion of emission reduction and energy savings criteria in traffic management

2008

- Tax bonus in terms of the emissions.
- Awareness campaign on efficient driving.
- Inclusion in the syllabuses of the driving test.

2009

- Speed reduction in the areas of large cities.
- The promotion of safe and efficient driving schools.

www.dgt.es

director@dgt.es



MINISTERIO
DEL INTERIOR

