

COVID-19: The Statistics Canada Response

Centre for Tourism and Transportation Statistics

International Transport Forum

Transport and COVID-19: Responses and Resources

June 4th 2020



Delivering insight through data for a better Canada



Statistics
Canada Statistique
Canada

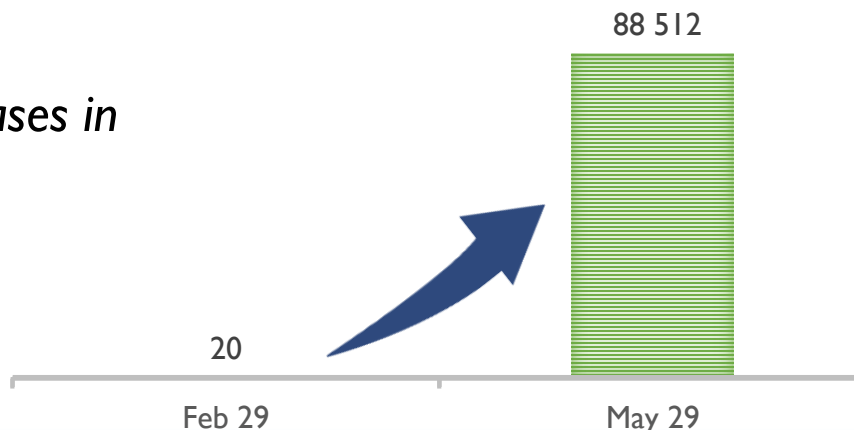
Canada



A rapidly evolving situation:

- 📍 On January 25, a man quarantined in a Toronto hospital was confirmed as Canada's first case of the coronavirus.
- 📍 On February 14, the agency set up a COVID-19 Working Group to assess impacts vis-à-vis its data programs.
- 📍 On March 15, the agency focussed on mission critical data (LFS, CPI, Trade) with all employees working from home.

*Confirmed COVID-19 Cases in
Canada:*

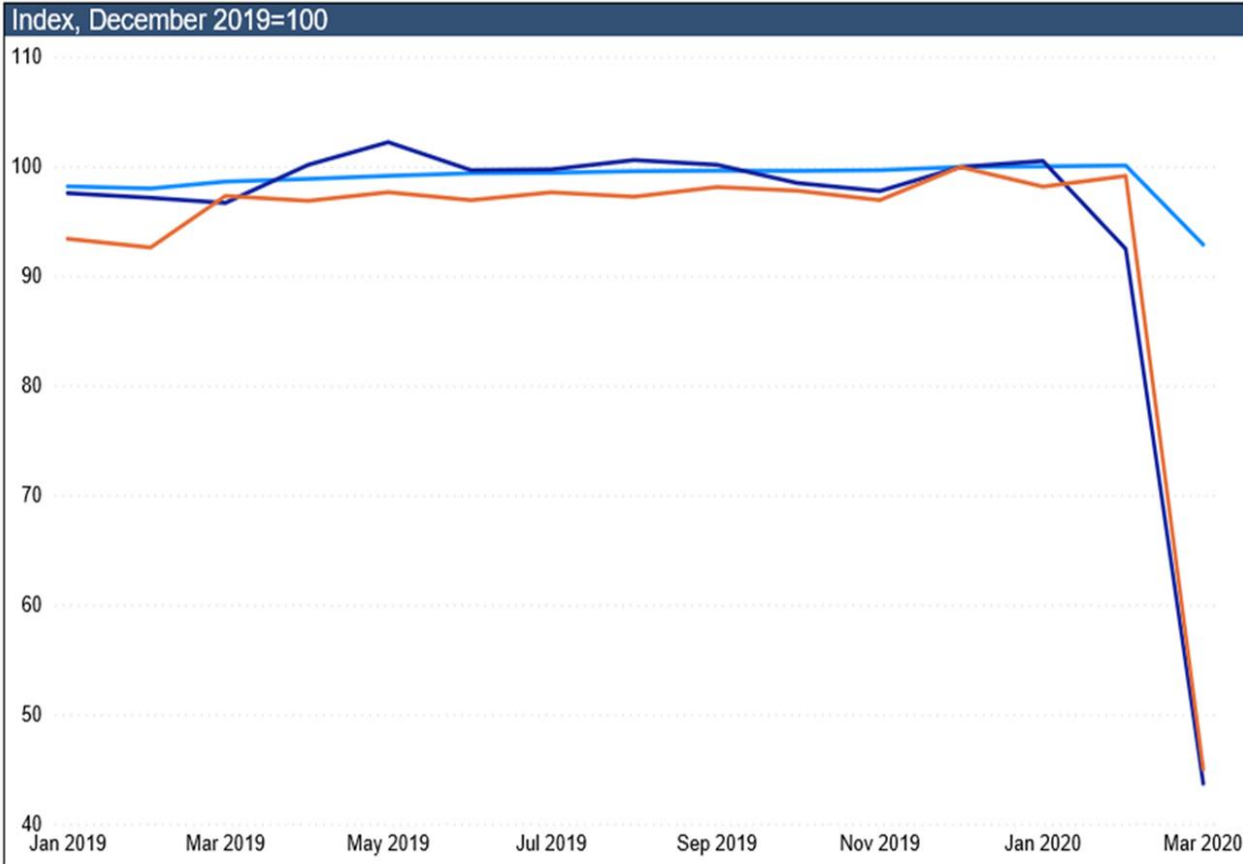


A multi-faceted response:

- 📍 In early March, **Project 22 Steering Committee** formed to oversee the COVID-19 related work of the Economic, Geomatics, Social and Modeling Working Groups.
- 📍 Since February, the **COVID-19 Economic WG** has initiated:
 - 📍 COVID-19 related-text in all economic data releases
 - 📍 “Fast Tract” modules on manufacturing, wholesale & retail
 - 📍 Weekly indicators of aviation, rail and international travel
 - 📍 “Flash estimates” of prices and “Nowcasting” of GDP
- 📍 On March 25, the **COVID-19 & Economy Dashboard** was launched with 16 indicators (8 transport and travel-related) as well as analytical commentary updated weekly.

Economic Dashboard and COVID-19

1-month % change | 12-month % change | **Index**



- Indicators
- Real gross domestic product (chaîne...)
 - Consumer Price Index (2002=100)
 - Employment (persons)
 - International merchandise trade, exp...
 - International merchandise trade, imp...
 - Retail trade sales (dollars)
 - Actual hours worked at main job (hou...
 - Manufacturers' sales (dollars)
 - Aircraft itinerant movements, domesti...
 - Aircraft itinerant movements, transbo...
 - Aircraft itinerant movements, other in...
 - Railway carloadings (tonnes)
 - US travellers to Canada (persons)
 - Overseas travellers to Canada (pers...
 - Canadian residents returning from U...
 - Canadian residents returning from ov...

COVID-19

A data perspective

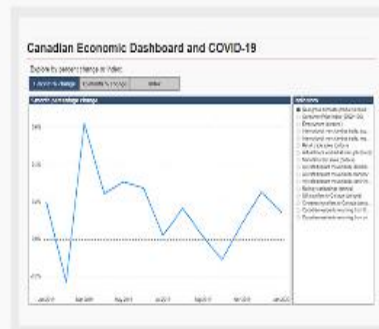
Highlights



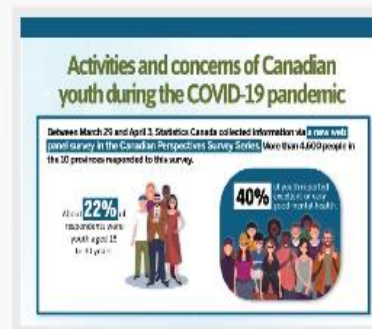
[Data tables related to COVID-19](#)



[Canadian Statistical Geospatial Explorer Hub](#)



[Canadian Economic Dashboard and COVID-19](#)



[Activities and concerns of Canadian youth during the COVID-19 pandemic](#)

[All COVID-19 releases](#)

StatCan COVID-19: Data to Insights for a Better Canada

A series of articles on various subjects which explore the impact of COVID-19 on the socio-economic landscape. |

Summary

- 📍 Statistics Canada has responded to the virus in many ways ranging from providing geomatics data to first responders and creating weekly indicators to continuing its key data programs and increasing the use of modeling; and
- 📍 In addition, as IT and HR resources allow the agency is now gradually re-introducing its regular programs including travel and transport-related data (e.g. Urban Transit, National Travel Survey, Canadian Freight Analysis Framework).
- 📍 For more information, please contact:
 - Michael Scrim michael.scrim@canada.ca
 - Lawrence McKeown larry.mckeown@canada.ca