



**An
Phríomh-Oifig
Staidrimh**

Central
Statistics
Office

Visualisation Methods

Noreen Dorgan

**CSO Ireland
April 2018**

CSO Ireland

Visualisation methods – two that we use in Ireland

- Infographics e.g. Road Freight Survey Results, Transport Omnibus etc.
- Visualisation tools e.g. Ireland's top Motors, Baby names, How popular is your Birthday etc.


Quick overview of both to follow





ROAD FREIGHT TRANSPORT SURVEY 2016

Size of Fleet (vehicles)



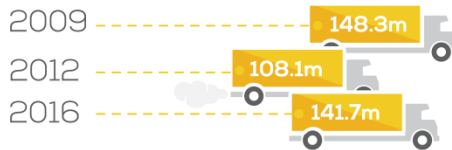
Distance Travelled (km)



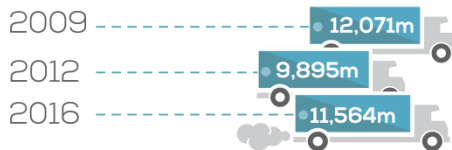
Annual Changes 2015-2016

+17.5%	Tonne-km
+20.0%	Tonnes carried
+19.7%	Vehicle kilometres
+13.3%	Average number of vehicles
+17.6%	Laden journeys

Tonnes Carried



Road Freight Activity (tonne-km)



Vehicle Weight

	Vehicle Weight (t)	Fleet (%)	Tonnes Carried (%)
S	2 - 5	69.0%	3.7%
M	5 - 10	10.9%	9.6%
L	10+	20.1%	86.7%



Type of Work Carried Out

Road & Building Construction	32.1%
Retail & Wholesale	19.7%
Factory Deliveries	12.6%
Farm Products	10.1%
All Other Work	25.4%

Road Freight Activity by Distance

Length of Haul (km)	2015 (tonne-km)	2016 (tonne-km)
0 - 50	1,350	1,747
51 - 150	2,971	3,439
151 - 500	4,221	4,964
500+	1,303	1,414
Total	9,845	11,564





An Phríomh-Oifig Staidrimh
Central Statistics Office

TRANSPORT 2016

57%
Of Bicycle Sharing
Subscriptions In
Dublin



**Average Car Kilometers
Travelled Per Year**

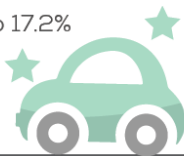
1 8 0 0 0 Km

Up 3.6%



141,931
New Private
Cars Licenced For
The First Time

Up 17.2%



Small Public Service Vehicles

17,146 Taxis
Down 1.6%

1,917 Hackneys
Down 10.7%

Number of Passengers

Ferry:
2.7 m
Down 1.4%

Airports:
32.8 m
Up 10.3%


Luas:
34.0 m
Down 1.6%

Irish Rail:
42.8 m
Up 8.0%

**Scheduled Bus
Services:**
205.6 m
Up 2.3%



12,880
Vessel Arrivals
Up 5.2%



**50.7m
tonnes**
Of Goods Handled
By Irish Ports



**141.7 m
tonnes**
Of Goods Carried By
Irish Goods Vehicles
Up 20.0%

Ireland's Top Motors

- <http://www.cso.ie/en/interactivezone/visualisationtools/irelandstopmotors/>
- Data is stored in StatBank tables (available on CSO website) from 2014
- Annual data used for goods by top makes, fuel, new, used(imported), colour
- Annual and monthly data is used for the Top Make and Model



CSO Ireland

Nissan Qashqai

Was the most popular new car in Ireland in March 2018

Show More

Annual Data

2017

Copy Excel PDF CSV Print

Show 10 entries

Search for a car:

Rank	Car	Number licensed
1	Hyundai Tucson	4,666
2	Volkswagen Golf	4,582
3	Nissan Qashqai	3,968
4	Ford Focus	3,937
5	Skoda Octavia	3,807



CSO Ireland

New Private Cars Licensed for the First Time

March 2018 ▼

Copy

Excel

PDF

CSV

Print

Show 10 ▼ entries

Search for a car:

Rank ▲	Car	Number licensed
1	Nissan Qashqai	645
2	Hyundai Tucson	573
3	Volkswagen Golf	566
4	Skoda Octavia	516
5	Kia Sportage	451



CSO Ireland

New Private Cars Licensed for the First Time

January 2018

Copy

Excel

PDF

CSV

Print

Show 10 entries

Search for a car:

Rank	Car	Number licensed
1	Hyundai Tucson	1,133
2	Nissan Qashqai	1,055
3	Ford Focus	971
4	Toyota Yaris	823
5	Ford Fiesta	782



CSO Ireland

Vehicle Trends

2017

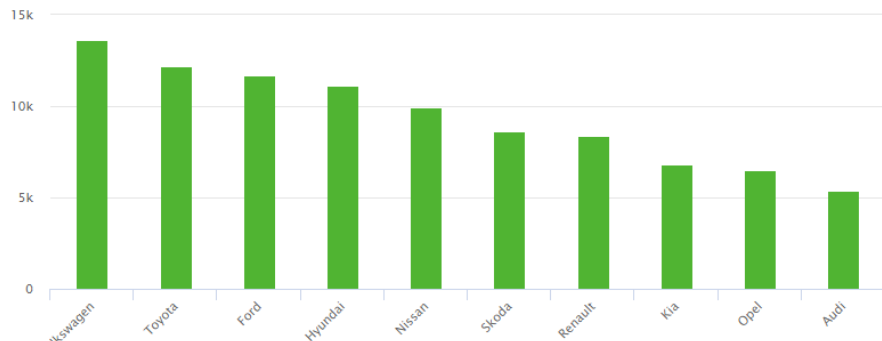
Private Cars

Commercial Vehicles

Tractors

Motor Cycles

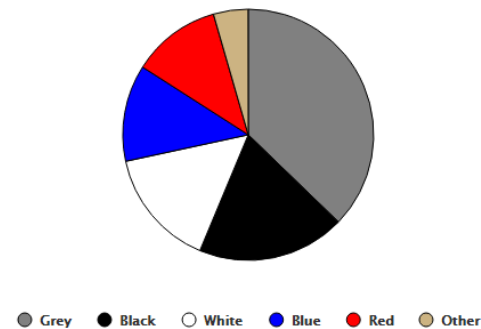
Top 10 New Private Cars Licenced by Make: 2017



[View this data on statbank](#)

Source: CSO Ireland

New Private Cars Licenced by Color: 2017

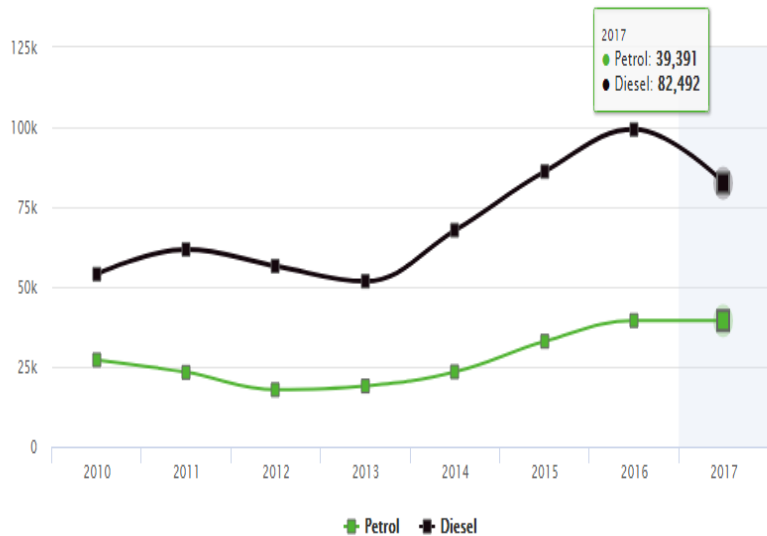


[View this data on statbank](#)



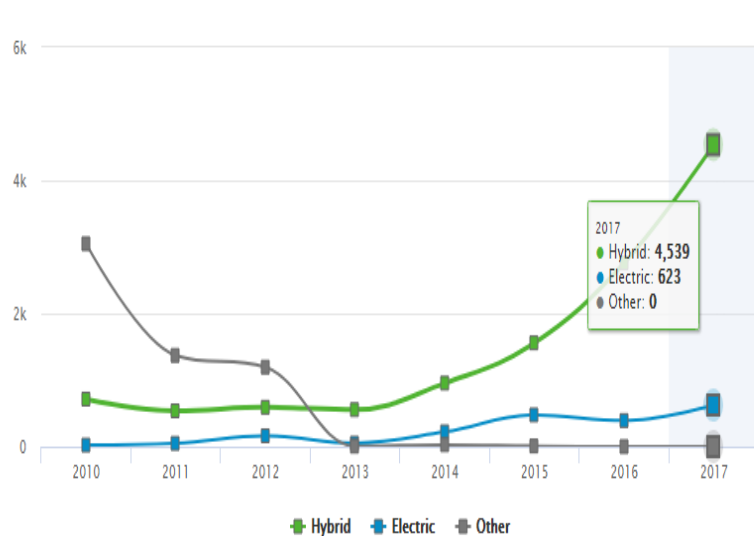
CSO Ireland

New Private Cars licensed by traditional fuel



Source: CSO Ireland

New Private Cars licensed by alternative fuel

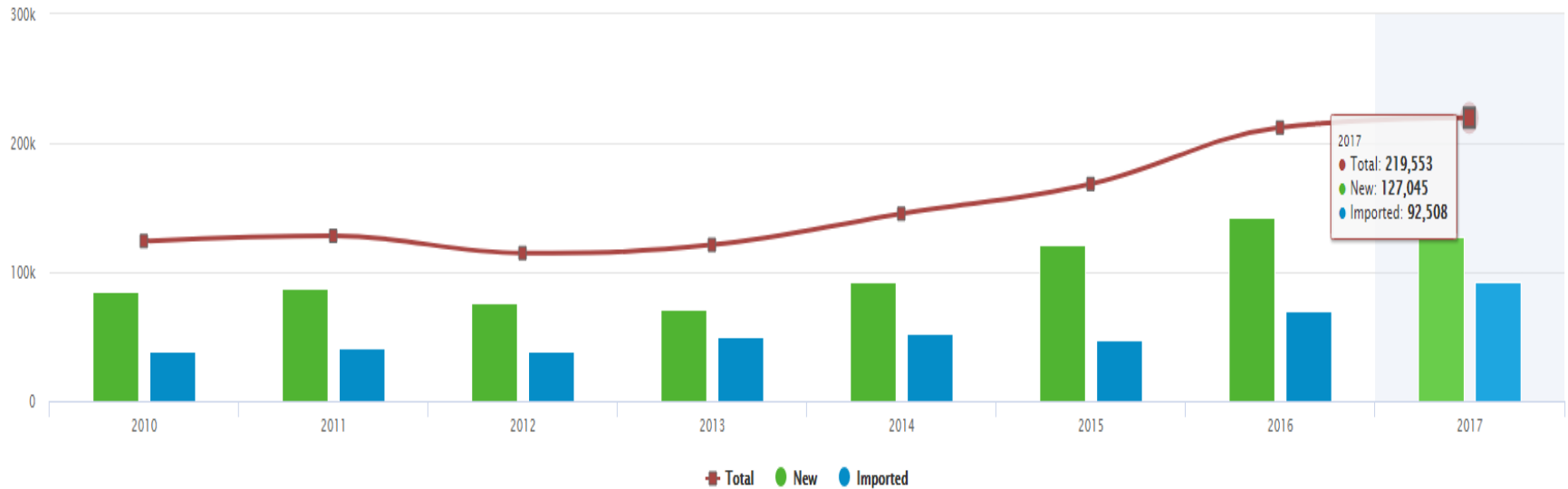


Source: CSO Ireland



CSO Ireland

All Private Cars Licensed



[View this data on statbank](#)

CSO.ie/PC



CSO Ireland

“People often say

'A picture is **worth** a thousand words.'

It is said that the original quote was actually

'A picture is **worth** ten thousand words'

as stated by Fred R. Barnard, of Printers' Ink, 10 March
1927





An
Phríomh-Oifig
Staidrimh

Central
Statistics
Office

