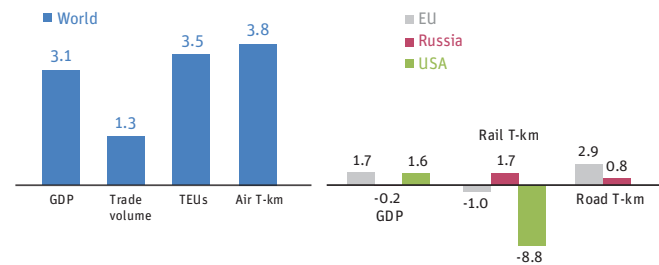


Strengthening growth in freight transport in 2016

World GDP grew by 3.1% in 2016, almost at the same pace as in 2015. GDP in most advanced economies expanded by 1.7%, while GDP in emerging economies increased at a slightly higher pace with respect to the previous years (4.1%). World trade volume grew 1.3%, less than in 2015. World container traffic (measured in TEUs) and air freight tonne-km increased by 3.5% and 3.8% respectively in 2016, showing a recovery in air freight with respect to 2015. Preliminary estimation for 2016 from the International Transport Forum's database show an increase of rail freight in Russia (+1.7%) and a decrease in the EU area (-1%) and in the US (-8.8%). Road freight tonne-km continued to expand in the EU area (+2.9%) and it recovered in Russia (+0.8%), according to preliminary estimates.

GDP, trade and freight transport in 2016 (% change from the previous year)



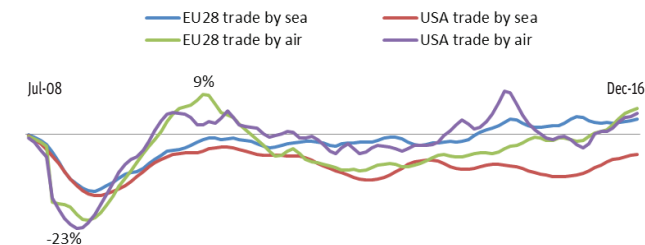
Sources: International Transport Forum, except world GDP (IMF), trade volume (WTO), world container traffic (Clarksons Research), air T-km (IATA). Note: EU rail T-km coverage (BEL and MLT not included. AUT, NLD and ROU 3 quarters). Road T-km coverage (BEL, DEU, IRL, MLT, GBR not included. AUT, FIN, GRC, ITA, LUX and ROU 3 quarters).

Air freight volumes indicate growth in 2016

Air freight, considered a lead indicator for overall economic performance, started to grow in the second quarter of 2016 in the United States after slowing down below the pre-crisis level in 2015. In the EU28, air freight volumes, after being stagnant around pre-crisis level during 2015, started to recover since the second quarter of 2016, according to preliminary seasonally adjusted data. Total external trade by sea, measured in tonnes of goods carried, continued to grow in the EU28 above the pre-crisis levels, but in the US even if recovering, it is far below the pre-crisis level.

External trade by sea and air, percentage change from June 2008

(Tonnes, monthly trend, seasonally adjusted)

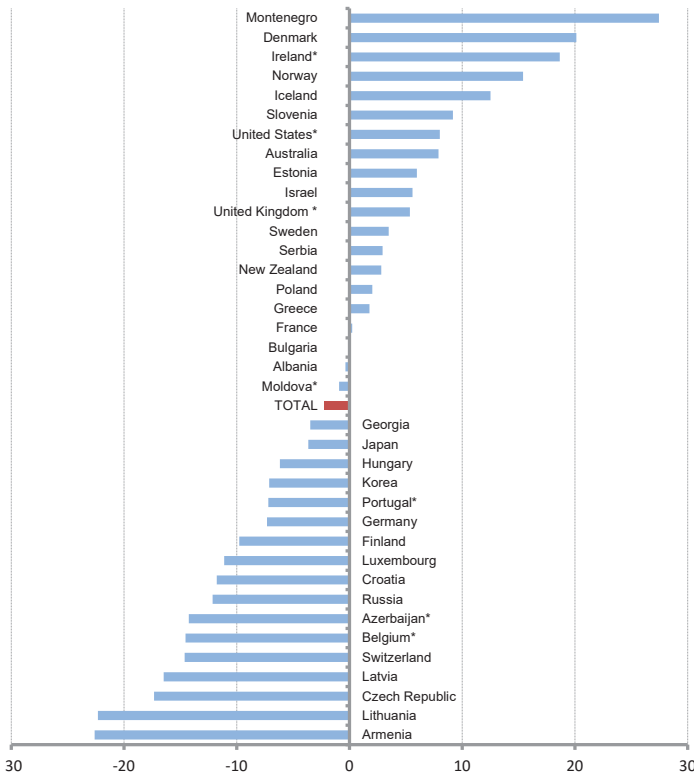


Source: International Transport Forum.

Road fatalities in ITF countries slightly fell in 2016

The 21st century has begun with the lowest levels of road deaths since systematic reporting began in most member countries of the International Transport Forum. Overall, the number of people killed on road in 2016 slightly decreases in the 37 countries for which preliminary data are available, continuing the on-going positive trend observed. This positive trend is mainly driven by the European countries where road fatalities decreased by 2.5%. In countries with a low number of people killed on the roads, relatively small changes in fatalities have large impacts on figures for annual changes.

Number of fatalities in 2016 (% change from the previous year)



Source: International Transport Forum. * data for three quarters.

Data contact:

rachele.poggi@itf-oecd.org – tel: +33 (0)1 45 24 87 40

International Transport Forum

2 rue André Pascal, 75775 Paris Cedex 16
www.itf-oecd.org

Key Transport Statistics

2016 Data

2017

