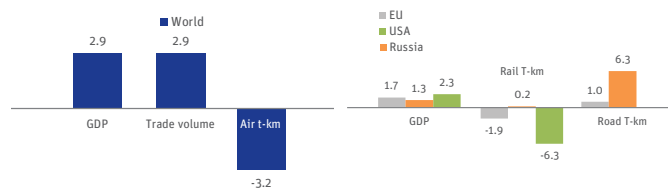


Decrease in freight transport in 2019

The global GDP grew by 2.9% between 2018 and 2019, rising at a lower rate than the year before. The GDP in most advanced economies expanded by 1.7%, while the GDP in emerging and developing economies increased at a slightly lower pace (3.7%) with respect to the previous years. World trade volume grew 2.9%, which is slightly lower than the rate of growth for 2018. Air freight tonne-kilometres decreased by 3.2% in 2019 due to global trade tensions. Preliminary estimations for 2019 data from the International Transport Forum show a stagnation of rail freight in Russia (+0.2%) and a decrease in the US (-6.3%) and in the EU (-1.9%). Road freight tonne-kilometres has continued to expand in the EU area (+1%) and in Russia (+6.3%), according to preliminary estimates.

GDP, trade and freight transport in 2019 (% change from the previous year)



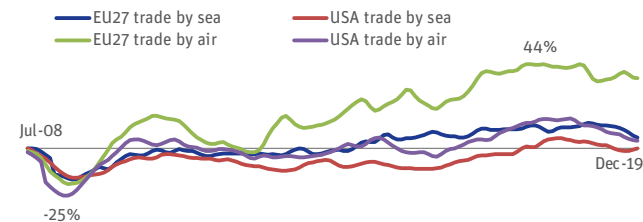
Sources: International Transport Forum, except world GDP (IMF), trade volume (WTO), air t-km (IATA). Note: EU rail t-km coverage (BEL, DNK and ROU not included. AUT, FRA, ITA and NLD 3 quarters). EU road t-km coverage (BEL, ITA, MLT and ROU not included. AUT, FRA, DEU, GRC, IRL and LUX 3 quarters). Road t-km in Russia includes only national.

Air freight volumes indicate a slower growth in 2019

Air freight, considered a leading indicator for overall economic performance, started to grow in the second quarter of 2016 in the United States after slowing down below the pre-crisis level in 2015. It has continued to grow through the end of 2019, albeit at a slower pace than in 2018. Similarly, in the EU27, air freight volumes were stagnant around pre-crisis levels during 2015, but started to recover as of the second quarter of 2016 and have continued to show growth throughout 2018, according to preliminary seasonally adjusted data. Total external trade by sea, measured in tonnes of goods carried, continued to grow in the EU27 above the pre-crisis levels, while the US trade by sea stagnated during 2019 at the pre-crisis level.

External trade by sea and air, percentage change from June 2008

(Tonnes, monthly trend, seasonally adjusted)

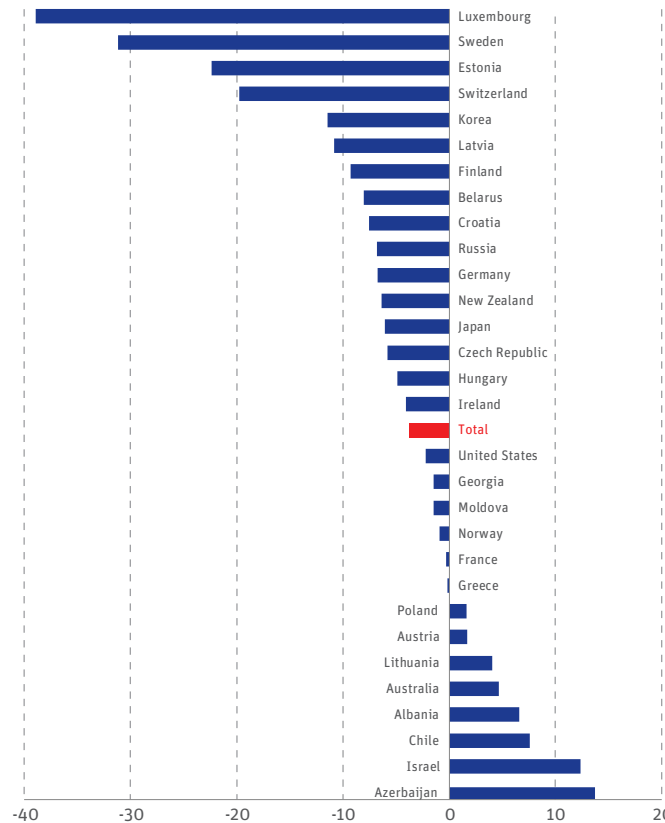


Source: International Transport Forum. Note: trade by air for EU does not include the Netherlands.

Road fatalities in ITF countries continued to fall in 2019

The 21st century has experienced the lowest levels of road deaths since systematic reporting began in most member countries of the International Transport Forum. In 2019, the total number of road deaths decreased in the 32 countries for which preliminary data are available, continuing the downward trend of the last three years (-3.8%). Eight countries showed an increase in fatalities, while the others were stagnant or had improved compared to 2018. In countries with a low number of people killed on roads, relatively small changes in fatalities have larger impacts on figures for annual changes.

Number of fatalities in 2019 (% change from the previous year)



Source: International Transport Forum.

Data contact:

rachele.poggi@itf-oecd.org – tel: +33 (0)1 73 31 25 54

International Transport Forum

2 rue André Pascal, 75775 Paris Cedex 16
www.itf-oecd.org

Key Transport Statistics 2019 Data

2020

