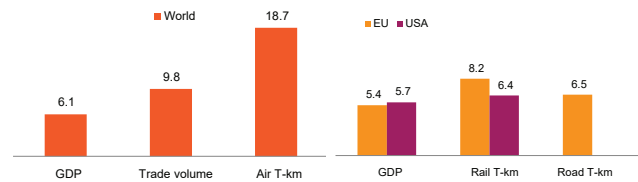


## Increase in freight transport in 2021

Global economy started to recover from the Covid-19 pandemic in 2021. The global GDP increased by 6.1% between 2020 and 2021, by 6.8% in emerging and developing economies and by 5.2% in the most advanced economies. World trade volume increased by 9.8% and air freight tonne-kilometres by 18.7% in 2021 compared to 2020. This is mainly the result of the big impact of Covid-19 especially on the air freight sector during 2020. Surface freight transport was hit less than air transport during the pandemic and preliminary estimates for rail freight in 2021 show an increase of 8.2% and 6.4% in the European Union and in the United States respectively, according to data from the International Transport Forum. Road freight tonne-kilometres also increased by 6.5% in the European Union, according to preliminary estimates.

### GDP, trade and freight transport in 2021 (% change from the previous year)



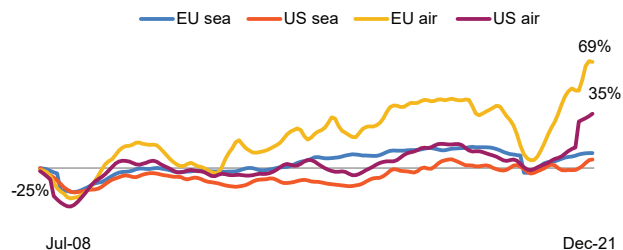
Sources: International Transport Forum, except world GDP (IMF), trade volume (WTO), air T-km (IATA). Note: EU rail T-km coverage (BEL and MLT not included. FIN 3 quarters). EU road T-km coverage (BEL, GRC, ITA, MLT and ROU not included. AUT, DEU, IRL, LUX, NLD and SVK 3 quarters).

## Air freight volumes recovered in 2021

In 2021, sea and air trade recovered after the crisis due to the Covid-19 pandemic, according to preliminary seasonally adjusted data. Air freight volumes (measured in tonnes of goods moved), a lead indicator for economic growth, increased by 69% in the EU27 in November 2021 compared to June 2008. In June 2020 the level of air freight volume was only 6% higher than in June 2008. In the United States, air freight volumes increased by 35% in December 2021 compared to the economic crisis of 2008. In the US, sea trade volumes stayed at the same level as June 2008 for most of 2021, mainly as consequence of the Covid-19 pandemic. In the EU27, after a decrease in the second quarter of 2020, sea trade volumes recovered during 2021. In December 2021, sea trade level in EU27 increased by 10% compared to June 2008.

### External trade by sea and air, percentage change from June 2008

(Tonnes, monthly trend, seasonally adjusted)



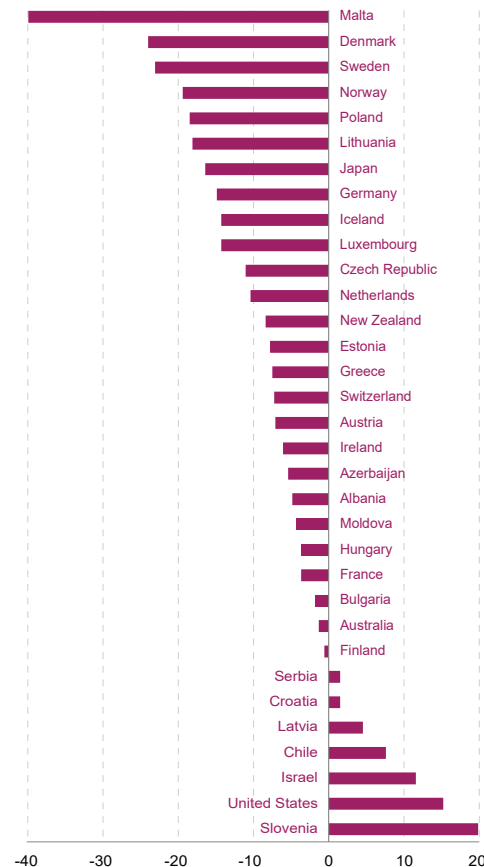
Source: International Transport Forum.

## Road fatalities in ITF countries continued to fall in 2021

The 21<sup>st</sup> century has experienced the lowest levels of road deaths since 1970s, when systematic reporting began in most member countries of the International Transport Forum. 2020 was a peculiar year and most countries experienced some periods of lockdown which reduced people's mobility and thus, crash risk. For this reason, 2021 will be compared to the average 2018-20. In 2021, the total number of road deaths decreased in 26 countries for which preliminary data are available. US experienced a big increase in 2021 with an increase in road deaths of 15% compared to the average 2018-20.

### Number of fatalities in 2021 (% change from the previous year)

Source: International Transport Forum. ISL data for eleven months.



Data contacts:  
Rachele.poggi@itf-oecd.org  
tel: +33 (0)1 73 31 25 54

International Transport Forum  
2 rue André Pascal, 75775 Paris Cedex 16  
www.itf-oecd.org

# Key Transport Statistics

## 2021 Data

# 2022

