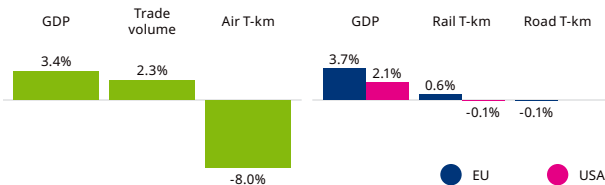


Freight transport increased in 2022

In 2022, the global economy continued its post-Covid recovery. Global real gross domestic product (GDP) grew by 3.4% between 2021 and 2022, by 2.7% in advanced economies and by 4% in emerging markets and developing economies. World trade volumes increased by 2.3%, although air freight tonne-kilometres (tkm) contracted by 8% in 2022 compared to 2021. Air trade in 2022 was heavily affected by the war in Ukraine and the Russian airspace closure. Surface freight mainly remained stable during these two years. The United States reported a slight year-on-year contraction of 0.1% in rail tkm, while European Union countries (EU27) experienced a slight growth of 0.6%. According to ITF data, road tkm in the EU27 decreased by 0.1%.

GDP, trade and freight transport in 2022

(% change from the previous year)



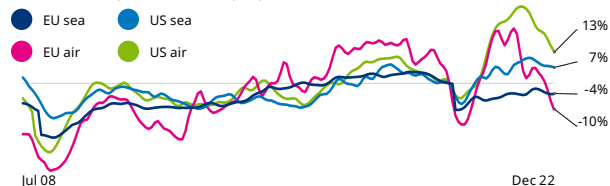
Sources: ITF, except world GDP (IMF), trade volume (WTO), air tkm (IATA). Note: EU rail tkm coverage (BEL and GRC not included; AUT, NLD and ROU 3 quarters). EU road T-km coverage (MLT, and ROU not included; AUT, BEL, DEU, DNK, FIN, GRC, IRL and NLD 3 quarters).

Air freight volumes recovered in 2022

In 2022, air trade growth slowed, while sea trade remained at its post-pandemic levels, according to preliminary seasonally adjusted data. Air freight volumes in the EU27 (measured in tonnes of goods moved) were 10% smaller in December 2022 compared to their pre-pandemic levels in February 2020. 2022 represented a step back from the recovery levels registered in December 2021, when air freight was 20% higher than in February 2020. The United States reported a similar trend, declining from 31% in 2021 to 13% in 2022. Sea freight levels remain stable after Covid-19 in both regions. Sea-born trade in the EU27 has not fully recovered to pre-pandemic levels, reporting a contraction of 4% in December 2022 compared to February 2020. In the United States, sea freight quickly recovered from October 2020 and has remained above pre-pandemic levels ever since, with an average 6% increase compared to February 2020.

External trade by sea and air, percentage change from February 2020

(Tonnes, monthly trend, seasonally adjusted)



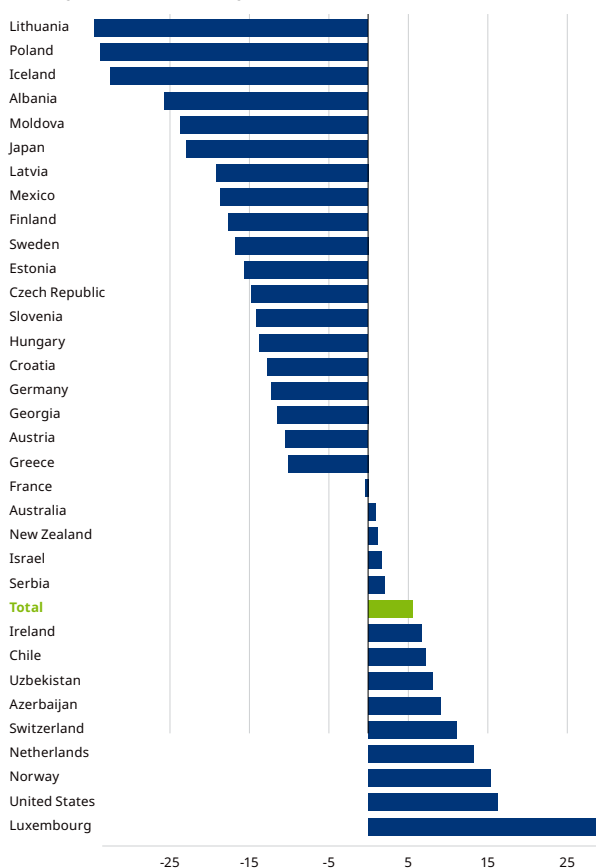
Source: ITF.

Road fatalities in ITF countries continued falling in 2022

The 21st century has seen the lowest levels of road deaths since the 1970s, when systematic reporting began in most ITF member countries. 2020 and 2021 were peculiar years and most countries experienced lockdowns which reduced people's mobility and, thus, crash risk. For this reason, 2022 is compared to the 2017-19 average. In 2022, the total number of road deaths increased in 13 countries for which preliminary data are available. This trend is opposite to the pre-pandemic period.

Number of road fatalities in 2022

(% change from the 2017-19 average)



Source: ITF. ISL data for eleven months.

Data contacts:

Rachele.POGGI@itf-oecd.org
tel: +33 (0)1 73 31 25 54

Diego.BOTERO@itf-oecd.org
tel: +(33-1) 73 31 25 46

International Transport Forum

2 rue André Pascal
75775 Paris Cedex 16
www.itf-oecd.org

Key Transport Statistics

2022 Data

2023

