


HOW TRAFFIC LAW ENFORCEMENT CAN CONTRIBUTE TO SAFER ROADS

PIN FLASH REPORT 31

12 October 2017
6th IRTAD Conference

Dovile Adminaite
Project Manager

ETSC NETWORK





Road Safety Performance Index (PIN)

Ranking EU countries'
performances

Monitoring EU transport safety policy

SMART 
SOBER MOBILITY ACROSS ROAD TRANSPORT



SAFE & SOBER



DRUG DRIVING

PIN PROGRAMME

- Experts from the 32 participating countries (including all EU Member States)
- Steering group
- Project team in the ETSC secretariat



TOYOTA

VOLVO



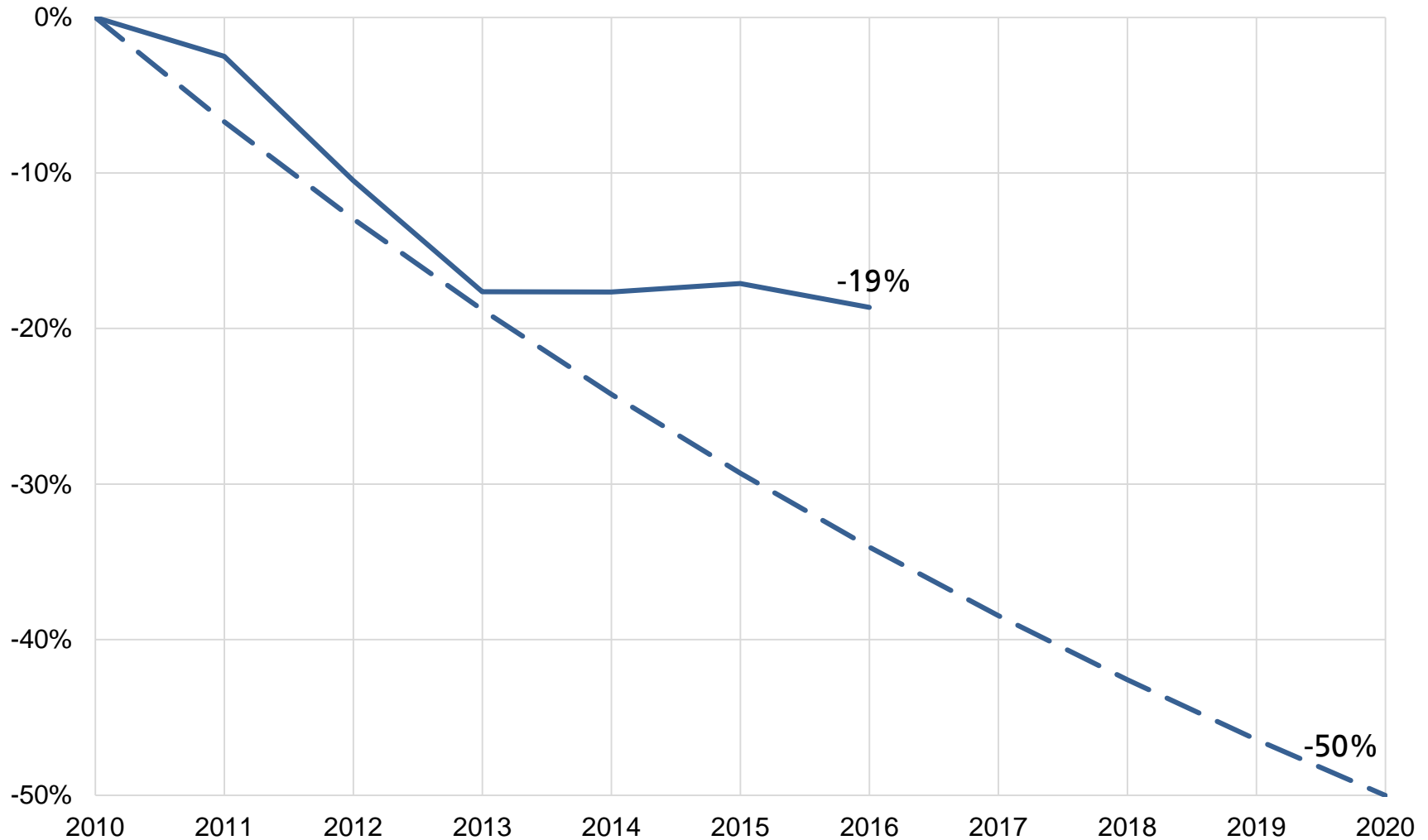


2014-2016
Bad years for
road safety

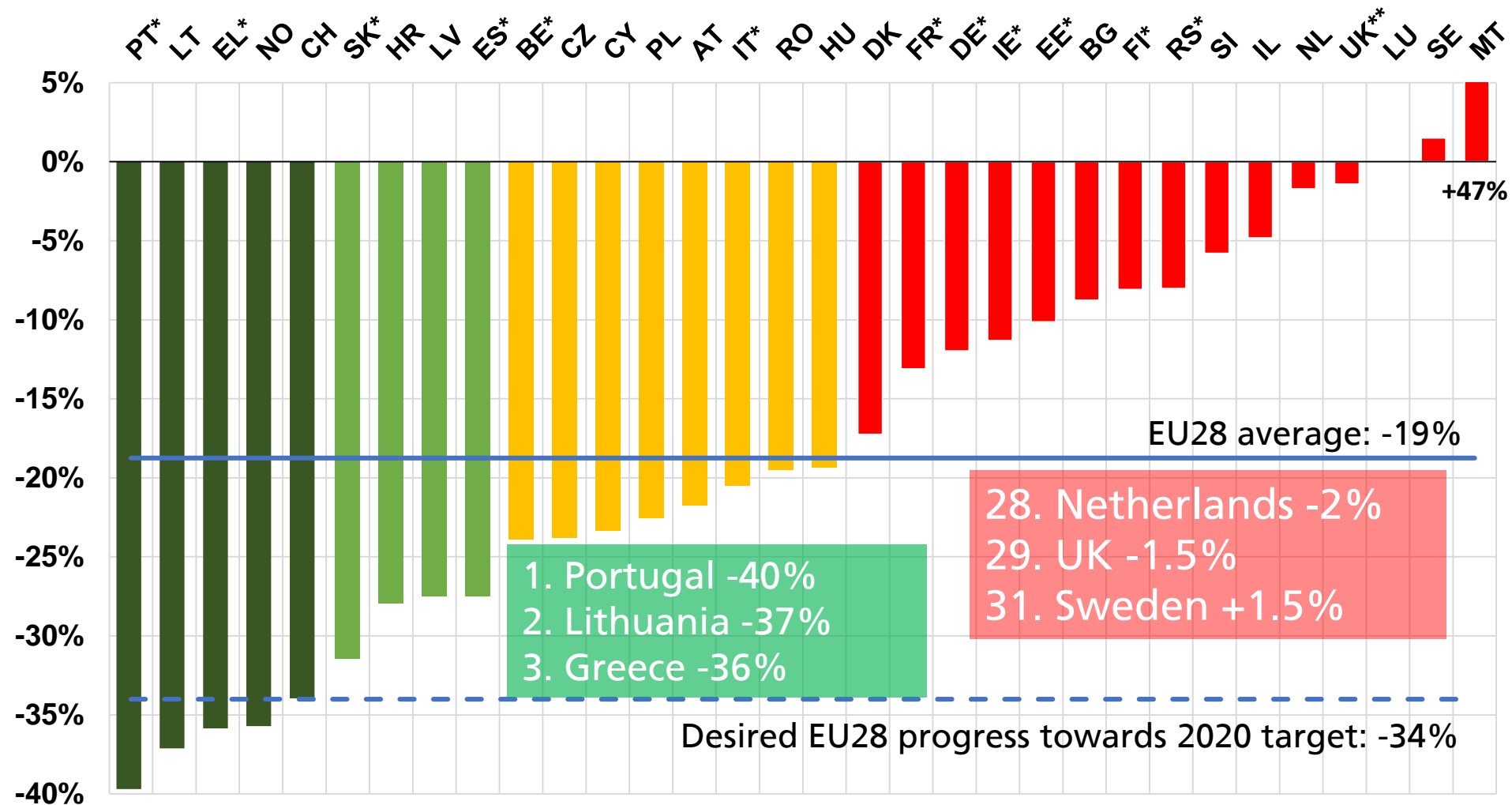
25,684

people died in
road traffic in the
EU in 2016

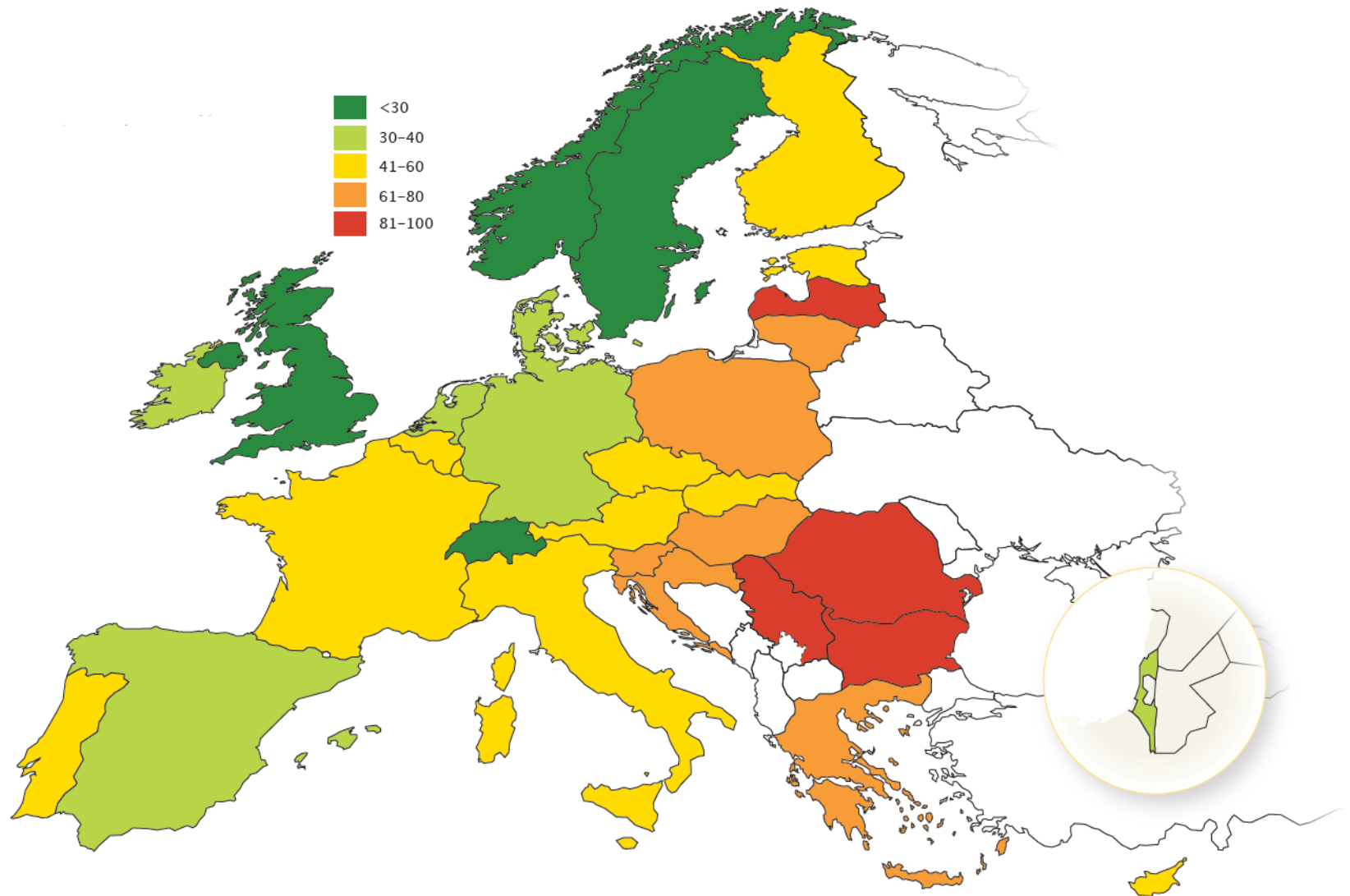
A WIDENING GAP BETWEEN THE ACTUAL AND DESIRED PROGRESS



RELATIVE CHANGE (%) IN ROAD DEATHS 2010-2016



DEATHS PER MILLION INHABITANTS IN 2016



135,000

seriously injured in road traffic
in the EU in 2014 according to
MAIS3+ definition



European Transport Safety Council

ROAD SAFETY 2020 - 2030

✓ AN EU TARGET TO CUT SERIOUS INJURIES



© Foto L'Osservatore Romano

TRAFFIC OFFENCES COVERED

1. Speeding
2. Drink driving
3. Failure to use a seat belt
4. Illegal use of mobile phone

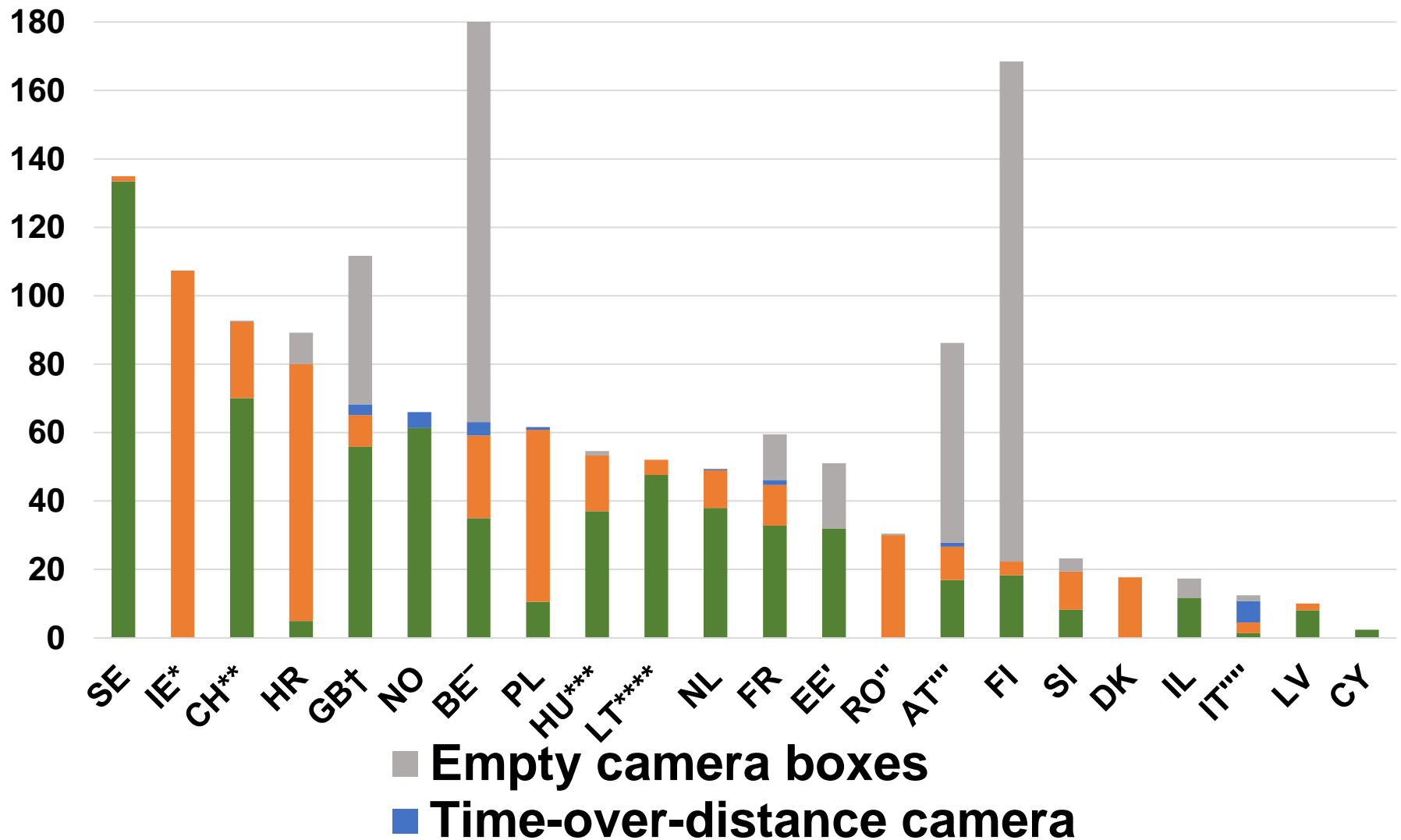
**HOW TRAFFIC LAW
ENFORCEMENT
CAN CONTRIBUTE TO
SAFER ROADS**

PIN Flash Report 31

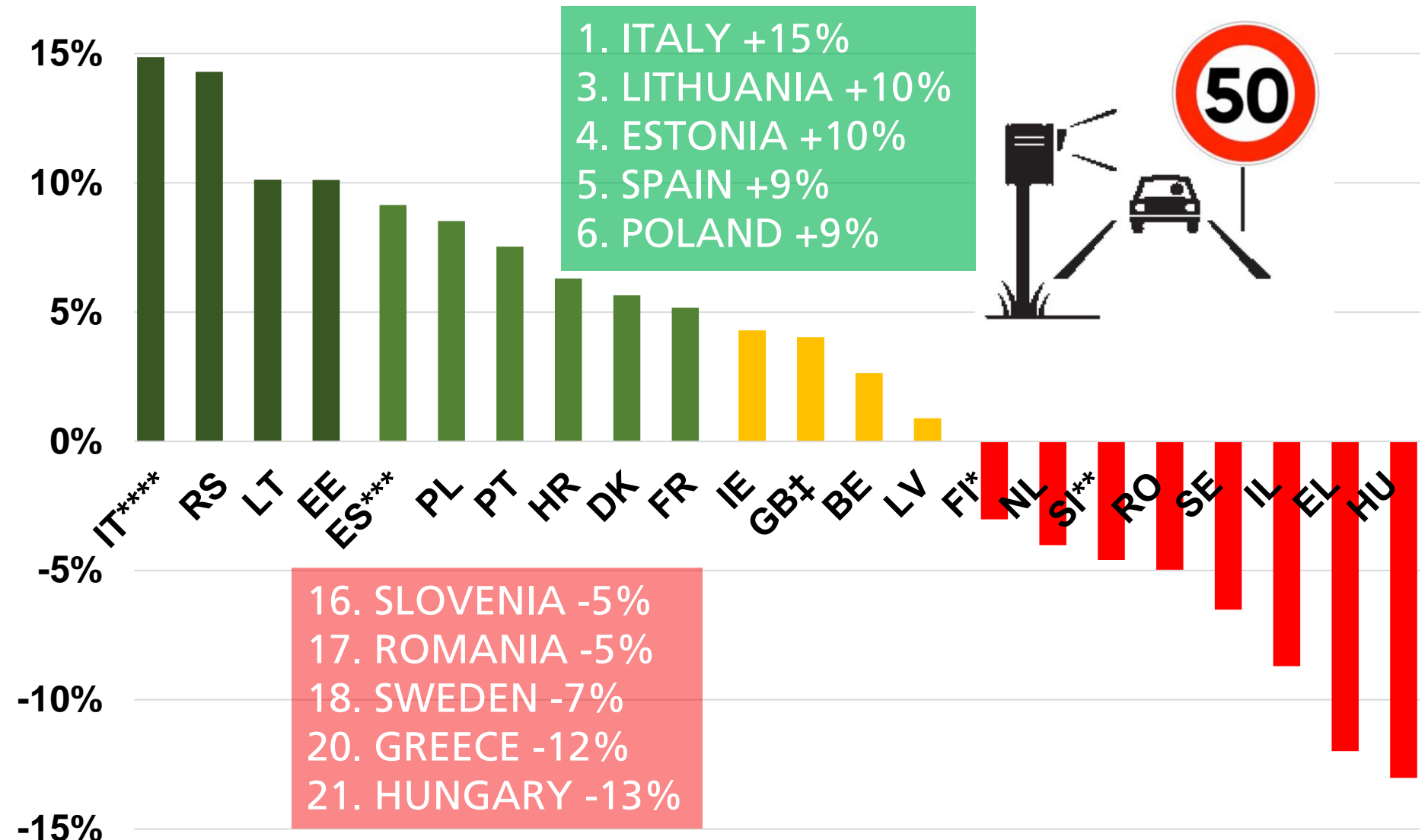
June 2016



NUMBER OF CAMERAS/MLN. INHABITANTS (2015)



ANNUAL CHANGE IN SPEED TICKETS



SPEED TICKETS/1000 INHABITANTS (2015)

		<i>% by safety camera</i>
Netherlands	393	99.6%
Belgium	300*	<i>n/a</i> *2014
France	205	93%
Cyprus	108	29%
Estonia	102	66%
Finland	93	80%
Denmark	73	91%
Croatia	66	<i>n/a</i>
Lithuania	50	98%
Poland	50	17%



IE, SI, RO, RS, GB, HU, PT, SE

50 or fewer

SPEED TICKETS/1000 INHABITANTS (2015)

		<i>% by safety camera</i>
Netherlands	393	99.6%
Belgium	300*	<i>n/a</i> *2014
France	205	93%
Cyprus	108	29%
Estonia	102	66%
Finland	93	80%
Denmark	73	91%
Croatia	66	<i>n/a</i>
Lithuania	50	98%
Poland	50	17%



IE, SI, RO, RS, GB, HU, PT, SE

50 or fewer

DRINK DRIVING TESTS/1000 INHABITANTS (2015)

	2015	2014	2013
Estonia	677	572	470
Poland	466	405	234
Finland	279	286	149
Austria	189	214	209
Slovenia	156	186	184
Greece	n/a	166	163
France	152	164	160
Hungary	135	124	121
Cyprus	135	138	146
Sweden	130	205	234
Romania	72	73	75
GB	n/a	11	12



Not available in
Belgium
Czech Rep.
Germany
Denmark
Croatia
Luxembourg
Latvia
Netherlands
Slovakia

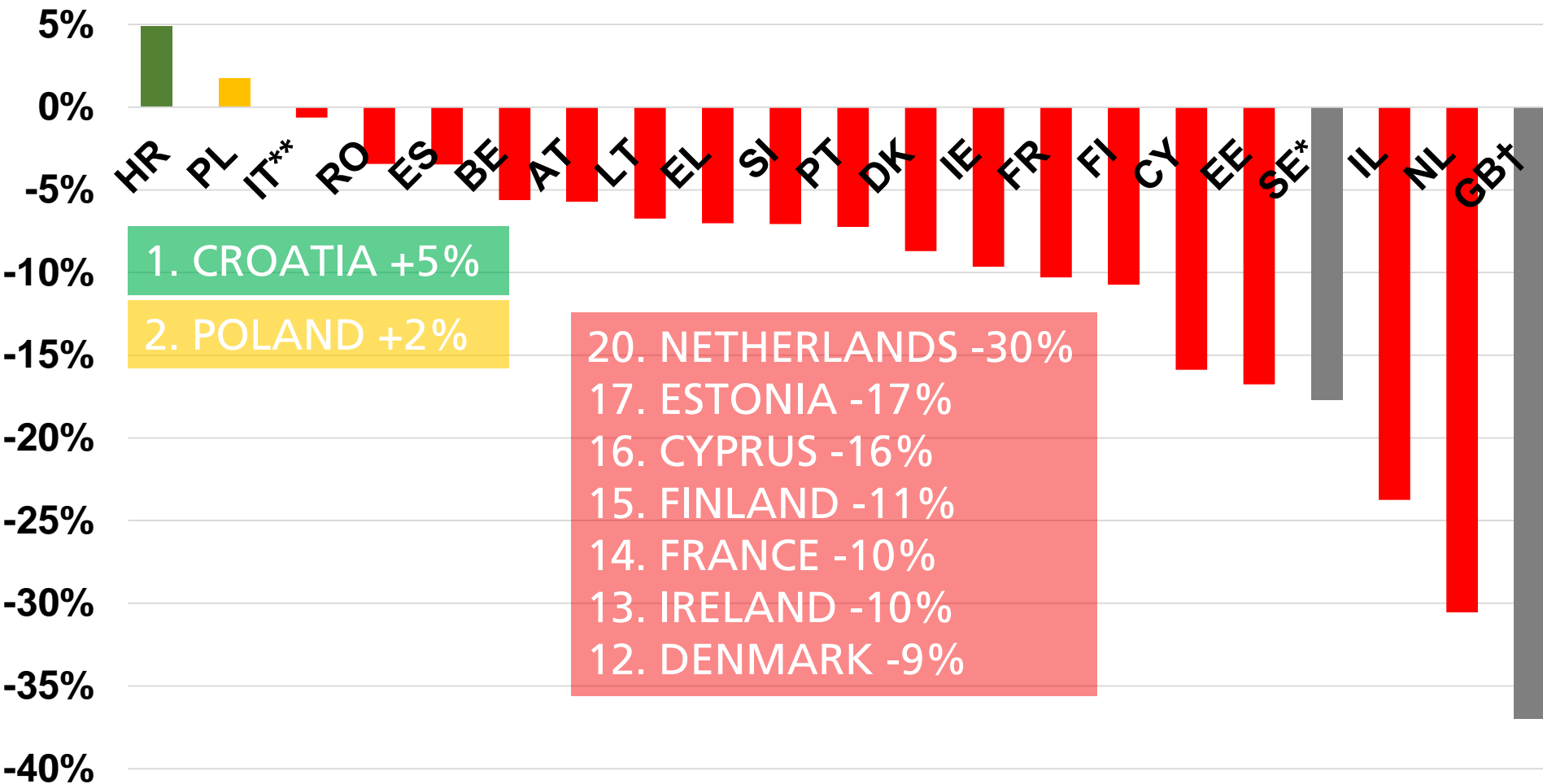
31%



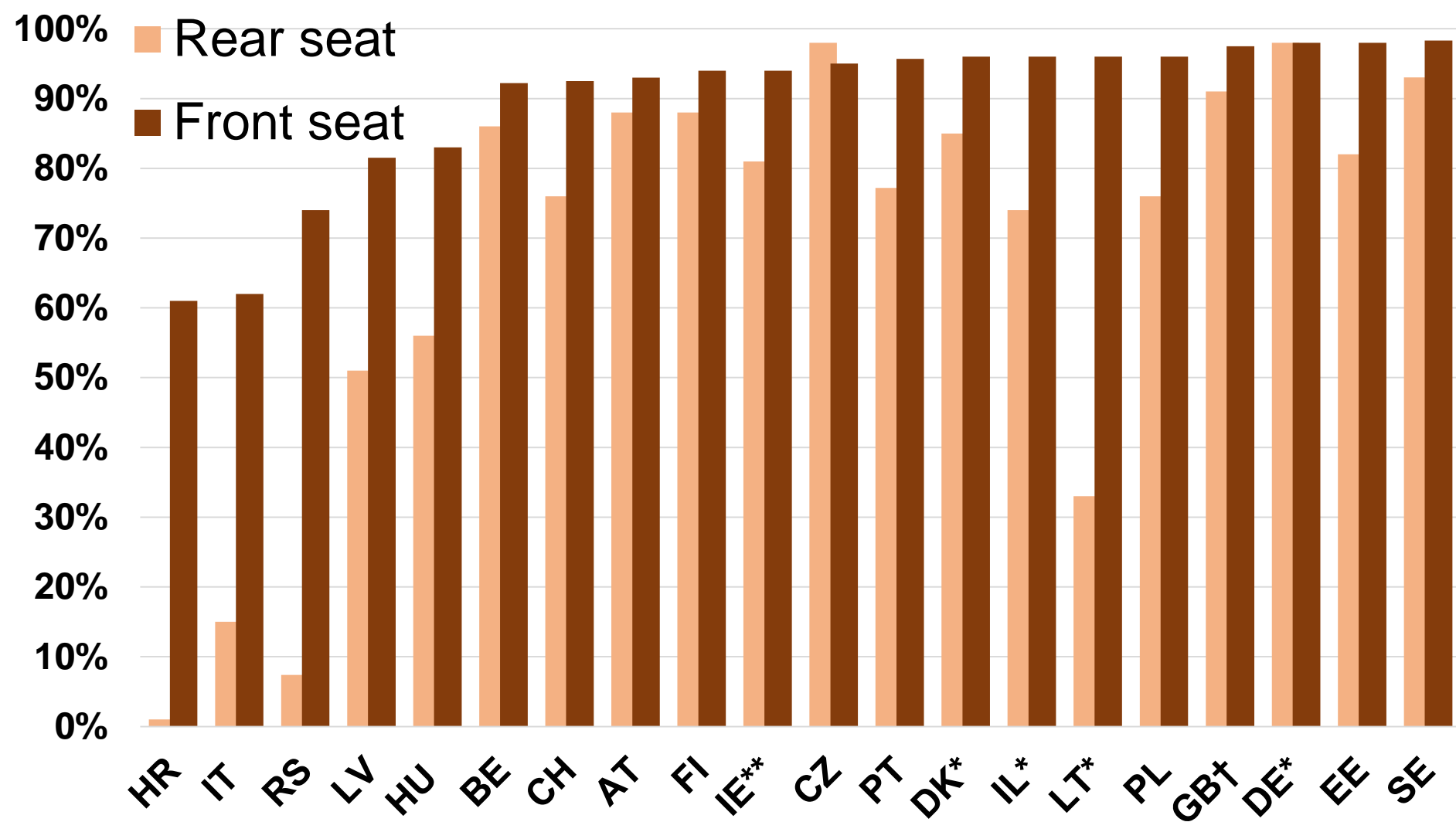
of drivers reported to have
driven after consuming
alcohol in the last year

*** ESRA**

ANNUAL % CHANGE IN NUMBER OF SEAT BELT TICKETS 2010-2015



SEAT BELT WEARING RATES 2015



MOBILE PHONE TICKETS/1000 INHABITANTS

	2015	2014	2013
Austria	12.7	15.4	16.3
Cyprus	12	11.3	14.1
Slovenia	9.6	11	9.4
Belgium	n/a	10.8	10.6
Croatia	9.2	9.5	7.5
Denmark	7.3	7.9	8.6
Lithuania	7.1	7.0	8.0
Ireland	6.2	6.6	6.3
France	5.2	5.7	6.7
Spain	n/a	4.3	4.1
Romania	3.6	3.9	4.2
Slovakia	3.6	n/a	n/a
Norway	3.4	3.4	3.6



Over **35%**



used a hand-held mobile
phone or read messages while
driving in the last year

*** ESRA**

RECOMMENDATIONS

- Increase/maintain human and financial resources for the Police to enforce traffic law
- Set national enforcement plans
- Each time a driver is stopped: check compliance with traffic law
- Set up transparent system for the allocation of revenues generated by fines and channel revenues back to road safety work



European Transport Safety Council

**THANK YOU FOR
YOUR ATTENTION**



www.etsc.eu/PIN



[@etsc_eu](https://twitter.com/etsc_eu)



dovile.adminaite@etsc.eu