



REPUBLIC OF TURKEY
MINISTRY OF TRANSPORTATION AND INFRASTRUCTURE



THE IMPACT OF TRANSPORTATION AND COMMUNICATION
INVESTMENTS ON SOCIO ECONOMIC LIFE

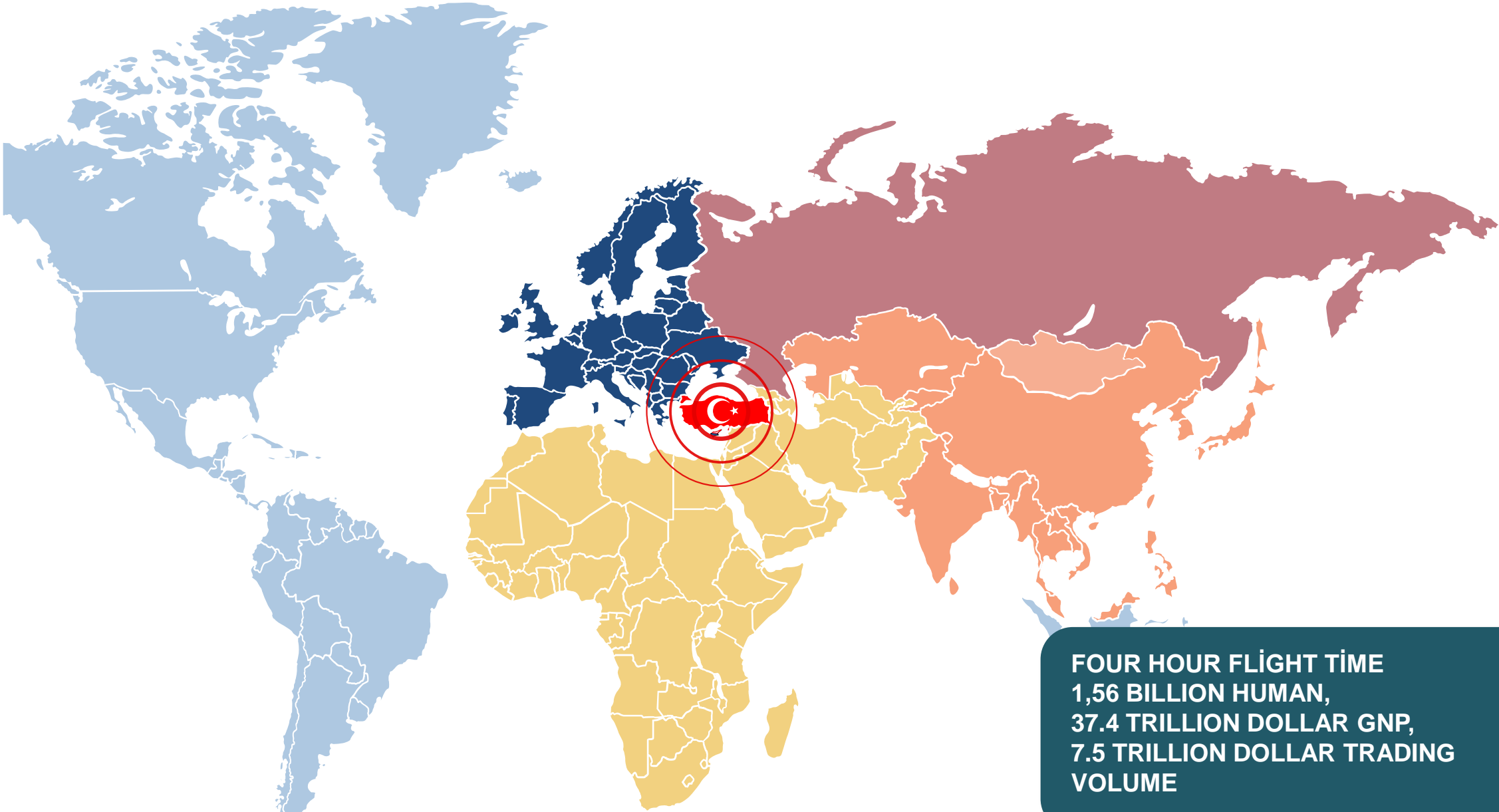


International Transport Forum

18 NİSAN 2019



TURKEY'S POSITION



**FOUR HOUR FLIGHT TIME
1,56 BILLION HUMAN,
37.4 TRILLION DOLLAR GNP,
7.5 TRILLION DOLLAR TRADING
VOLUME**

OVERVIEW OF THE TRANSPORTATION INVESTMENTS IN TURKEY

- The share allocated from the state budget to the Ministry of Transport and Infrastructure was increased from 20% to 40%
- Public private cooperation
- Build Operate Transfer



INVESTMENT BETWEEN 2003 AND 2017

1

Roads

USD 83 bn investment



Bridges, tunnels and viaducts



Highways



Divided roads and smart systems



Single Lane Road and Improvement

2

Rail

USD 24,8 bn investment



High speed train



Urban rail systems



Track renewal and electrification



Logistics centers

3

Air

USD 11,4 bn investment



New airports



Increased capacity of terminals available

4

Maritime

USD 1,6 bn investment



Marinas



Ports



Fishing ports and harbor launch



New regulations

5

Communication

USD 37,2 bn investment



New and local satellites



E-govermant portal



Extended and modernized telecoms infrastructure



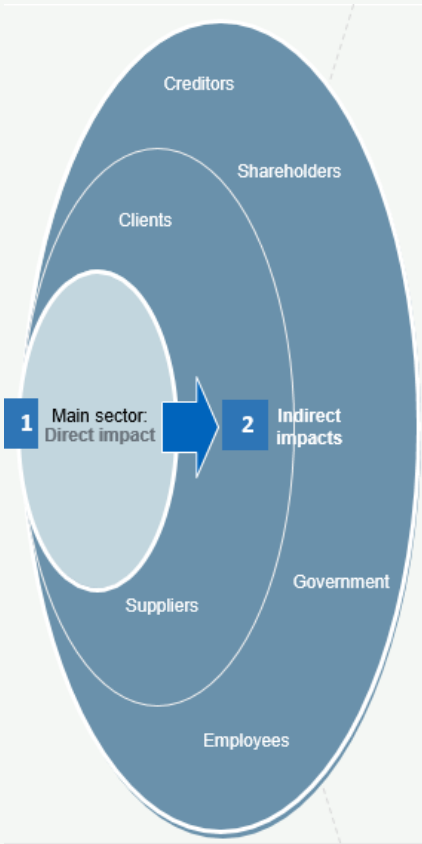
Modernized postal services and new activity areas



CALCULATION METHOD

THE IMPACT OF THE INVESTMENTS HAS BEEN ANALYZED IN TWO DIFFERENT PERIODS.

- The first period is Investment period
- The second period is the period when the investments are put into operation and reached to the user.



INVESTMENT PERIOD	DIRECT IMPACT		INVESTMENT PERIOD	INDIRECT IMPACT	
SECTOR INVESTMENT AMOUNT	X	GDP PRODUCTION EMPLOYMENT MULTIPLIER	SECTOR INVESTMENT AMOUNT	X	GDP PRODUCTION EMPLOYMENT MULTIPLIER



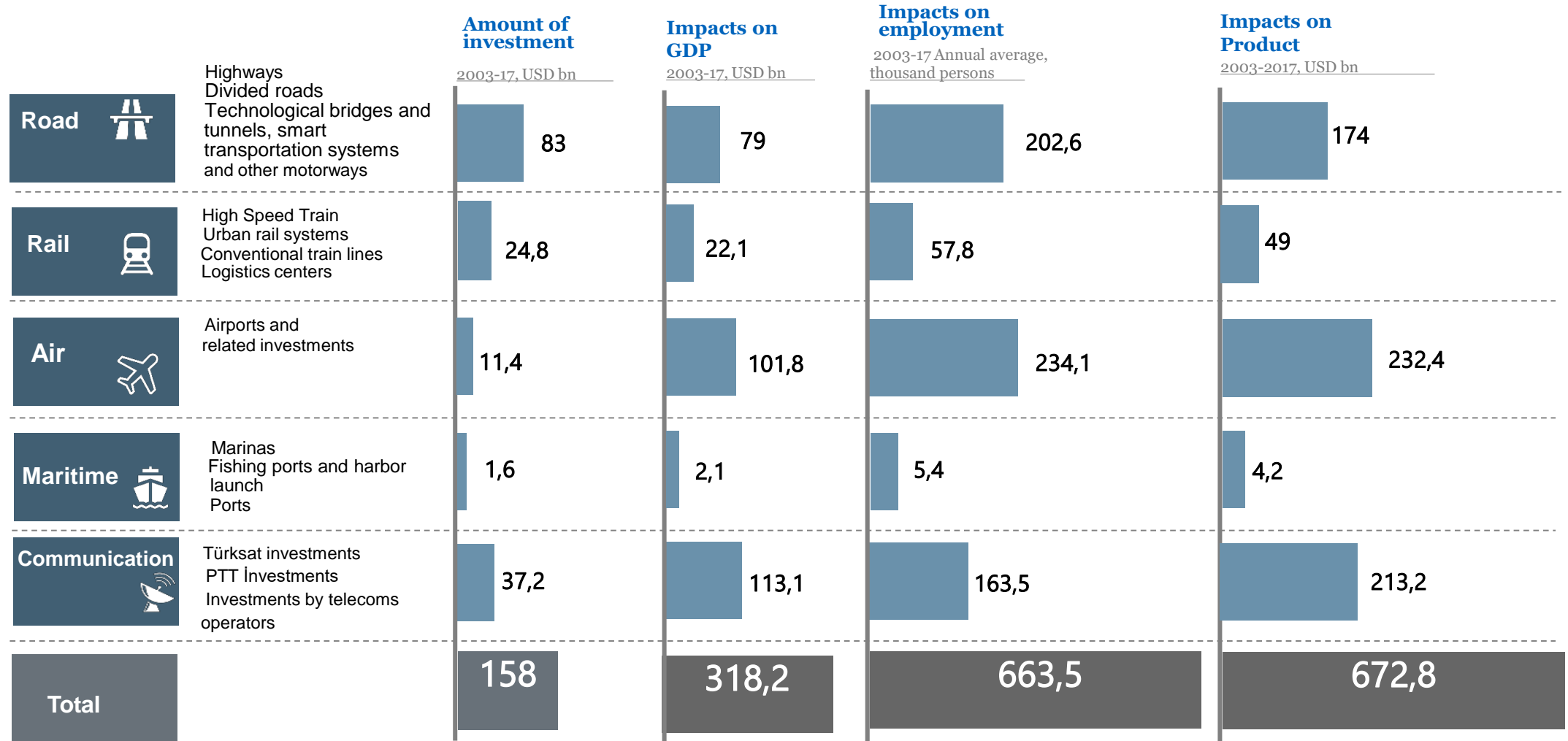
ACTIVITY PERIOD	DIRECT IMPACT		ACTIVITY PERIOD	INDIRECT IMPACT	
SECTOR ACTIVITIES	X	GDP PRODUCTION EMPLOYMENT MULTIPLIER	SECTOR ACTIVITIES	X	GDP PRODUCTION EMPLOYMENT MULTIPLIER



TOTAL IMPACT



IMPACTS OF INVESTMENT

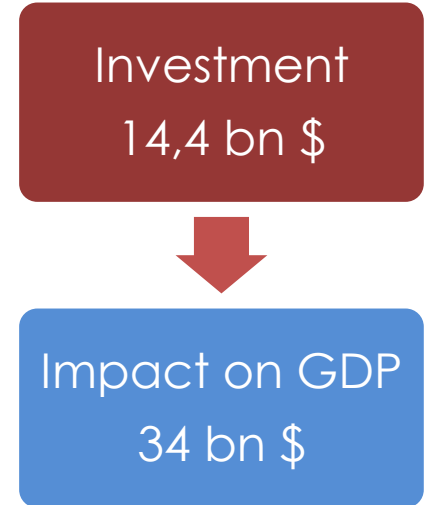
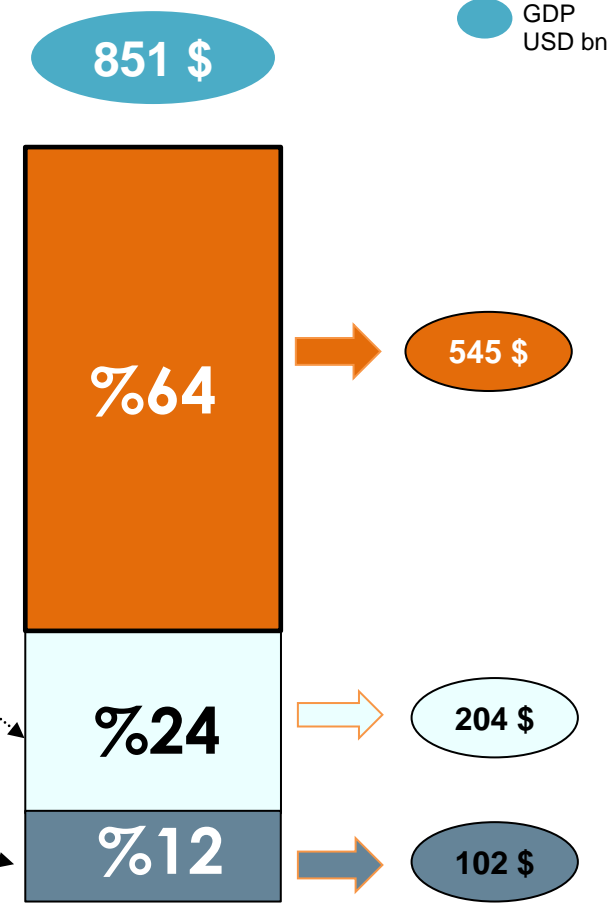
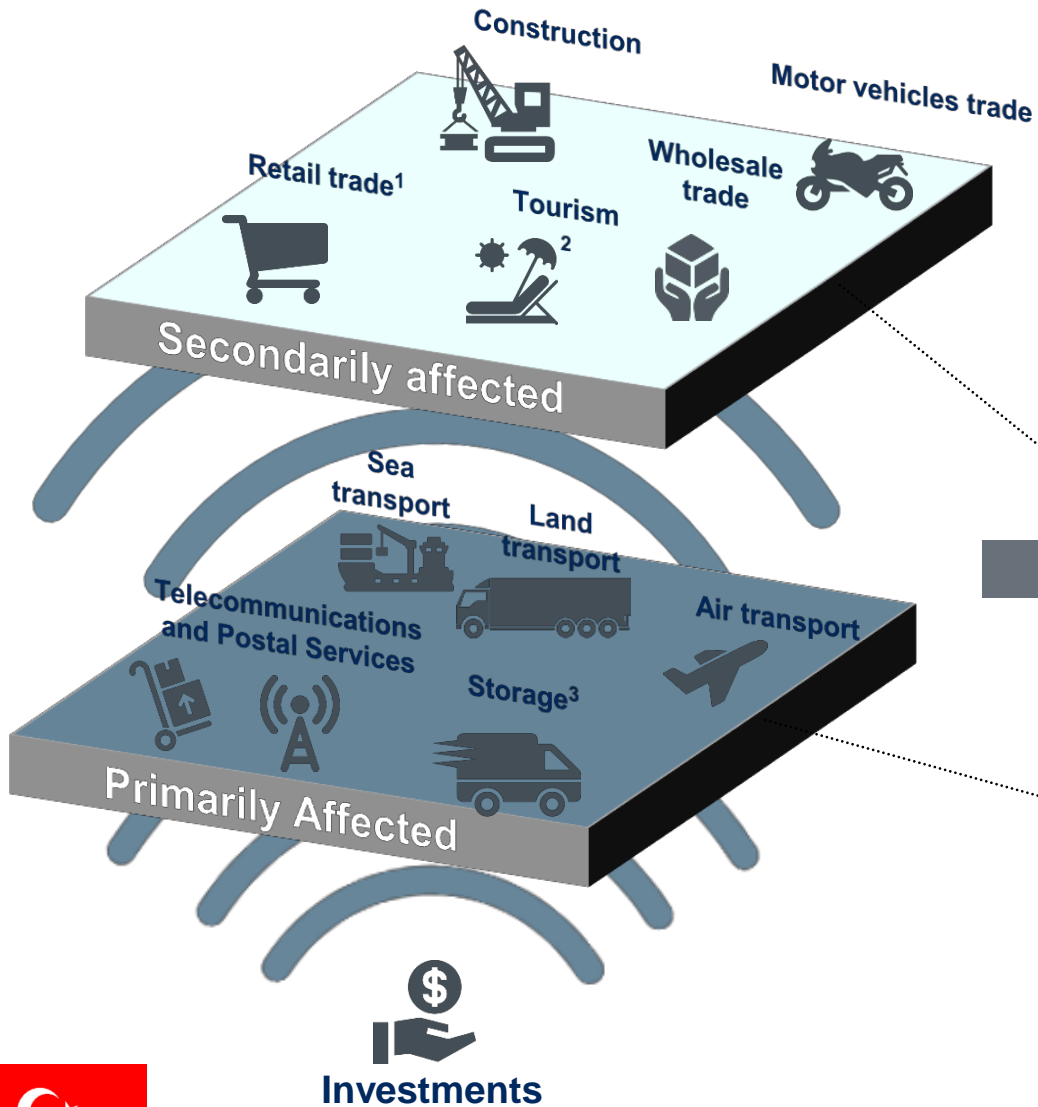


KEY SECTORS AFFECTED BY INVESTMENTS

Sectors affected by investment

Share in gross value added

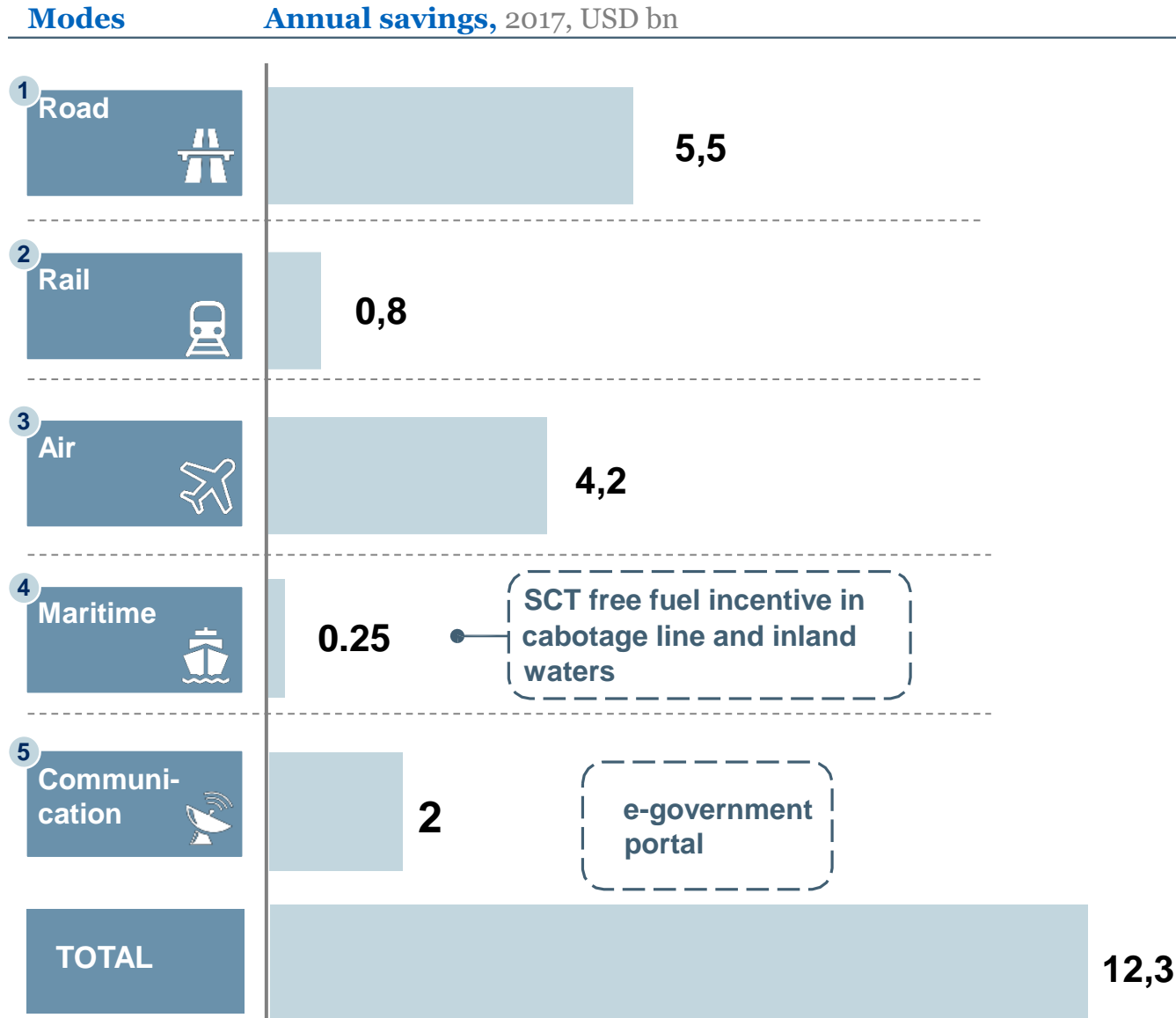
Investment 2017



2017



SAVINGS IMPACTS



Time savings – USD 2.9 bn

1.6 billion hour savings with decrease in travel time

Increase in average speed

Shortened distances

Use of alternative modes

Vehicle operating expense savings

~1.9 billion liters of fuel savings

USD ~ 3.1 bn vehicle maintenance savings

Decrease in the number of accidents

~11 thousand lives saved

Benefits for the environment

\$ 7 million worth of paper savings

CO2 emissions savings of \$ 6.4 million

Savings for **travel and accommodation expenses** resulting from public affairs

Increase in personnel productivity in public as a result of decrease in the time spent by the civil servant for public affairs



EVALUATION

- Calculations
- Benefits of calculations
- Transport Satellite Accounts



REPUBLIC OF TURKEY
MINISTRY OF TRANSPORTATION AND INFRASTRUCTURE



THANK YOU FOR YOUR ATTENTION

Sezai CELİK

Ministry of Transport and Infrastructure
Presidency of Strategy Development

CONTACT:

e-mail: sezai.celik@uab.gov.tr
Web: <http://sgb.uab.gov.tr>
Phone : +90 312 203 21 04

